

2020-21 ANNUAL REPORT







2020-21 ANNUAL REPORT

CONTENTS

| | |
|------------------------------------|----|
| ABOUT US | 4 |
| OUR VISION | 6 |
| OUR YEAR IN REVIEW | |
| Message from the Deputy Mayor | 7 |
| Message from the Acting CEO | 9 |
| OUR ELECTED MEMBERS | 11 |
| KINGS SQUARE RENEWAL | 14 |
| HIGHLIGHTS AND ACHIEVEMENTS | 16 |
| LOOKING AHEAD | 28 |
| OUR PEOPLE | |
| Executive Leadership Team | 30 |
| Our Services | 31 |
| OUR GOVERNANCE | 56 |
| FINANCIAL STATEMENTS | 61 |

ABOUT US



FREMANTLE PROFILE

Bounded by the Swan River and the Indian Ocean, Fremantle is widely regarded as Perth's second city.

Fremantle's unique character is captured by its landscape, heritage architecture, music, arts, culture, festivals, retail stores, markets, cafés and restaurants, which all contribute to its village-style atmosphere.

OUR PROUD HISTORY

Fremantle's most important assets are its heritage and its people of diverse backgrounds and cultures. Its irresistible character is inviting and rich in history.

Fremantle is an important place for Aboriginal people and lies within the Aboriginal cultural region of Beeliar. Its Nyoongar name is Walyalup (the place of walyo) and its local people are known as the Whadjuk people. To the local Whadjuk people, whose heritage dates back tens of thousands of years, Fremantle is a place of ceremonies, significant cultural practices and trading. Walyalup has several significant sites and features in many traditional stories. Fremantle was established in the Walyalup area in 1829 at the time of European colonisation.

The city's early economy was driven by trade in wheat, meat and wool. By 1900 Fremantle had grown to include many of the landmarks we know today including the Fremantle Harbour, Fremantle Hospital, Fremantle Markets and the railway between the harbour and Perth. At this time the Western Australian gold rush had begun and Fremantle served as a gateway to people heading to the goldfields.

In the lead up to World War II the main industries in Fremantle were shipbuilding, soap boiling, saw milling, smelting, iron founding, furniture making, flour milling, brewing and animal skin tanning.

In the post-war period, Fremantle's suburban areas grew and the city underwent a period of consolidation. As a result of technology advancements within the shipping industry, an ever progressive Fremantle moved to diversify its economy and evolve to create more diverse population driven industries.

In 1987 Fremantle was thrust into the global spotlight when the city hosted the America's Cup defence event, held in Gage Roads offshore from Fremantle harbour. The event saw a large public and private investment in the city and subsequent growth in retail and tourism sectors, leading to the vibrant and culturally rich Fremantle we know today.



OUR CITY TODAY

The City of Fremantle is approximately 18 kilometres southwest of the Perth CBD and includes the suburbs of Beaconsfield, Fremantle, Hilton, North Fremantle, O'Connor, Samson, South Fremantle and White Gum Valley. The Town of Fremantle was founded in 1871 and gained city status in 1929.

As Perth's second city, Fremantle offers a diverse range of housing options, exceptional access to public transport and a dynamic economy, creating jobs and opportunities that enable Fremantle residents to live, work and play.

The City of Fremantle (the City) employs more than 400 people and services more than 30,000 residents over a land area of 19 square kilometres.

Fremantle is often ranked as the state's most visited tourist destination outside of the Perth CBD. In October 2015, Lonely Planet voted Fremantle as one of the top 10 cities to visit in the world.

Fremantle's rich cultural history has created a city with numerous dining options, a vibrant café and bar scene, and a range of entertainment options. The arts are strikingly represented within the city, and numerous arts and music festivals take place in Fremantle each year.

OUR EXCITING FUTURE

A key Council focus over the past few years has been to sustainably revitalise the city centre.

The strategies implemented, including innovative planning scheme amendments across key non-heritage inner-city areas, have led to a significant increase in investor confidence in Fremantle. As a result, there is currently unprecedented investment and renewal underway with the combined level of public and private investment exceeding \$1.8 billion including several civic, commercial, residential and retail developments.

As part of this, the City has set ambitious targets for the development of new dwellings, commercial office and retail floor space within the city's central area. The development pipeline will see the delivery of a mix of civic, commercial and retail projects.

The most important project is the \$270m renewal of the heart of the city. This project involves the redevelopment of multiple buildings and public spaces in Walyalup Koort (formerly known as Kings Square). The City's contribution to this was \$50m for a new library and civic centre, as well as a new playground and upgrading to the public realm.

With levels of development and investment not seen since the America's Cup, Fremantle is on the cusp of a major period of revitalisation that will reinforce its position as a place of great significance to Western Australia, being home to modern facilities and high quality infrastructure.

OUR VISION

FREMANTLE: A DESTINATION CITY

- A city that is clever and creative.
- A city that welcomes and celebrates all people and cultures.
- A city that encourages innovation, prosperity and achievement.
- A compassionate city that cares for the wellbeing of our people and the environment we share.
- A city that thrives on diversity, that dares to be different.

STRATEGIC COMMUNITY PLAN

Our highest level plan at the City of Fremantle is our Strategic Community Plan (SCP) which sets out the vision, aspirations and objectives for our community over a 10-year timeframe. The SCP was developed through extensive research and community consultation and in 2018–19 underwent a review to ensure it continues to reflect the priorities of our community.

The City also sets strategic priorities for the medium term to focus the organisation on an annual basis which is drives the development of the Corporate Business Plan.

CORPORATE BUSINESS PLAN

The Corporate Business Plan (CBP) translates the aspirations of the SCP into operational priorities and articulates how the SCP objectives are to be delivered through services, capital works, priorities and projects. Each of the City's business units has in place an annual service plan that sits under, and informs, the CBP.

The CBP and all business unit service plans are reviewed on an annual basis to ensure the City remains agile and responsive to the changing environmental and community needs.



OUR YEAR IN REVIEW

MESSAGE FROM THE DEPUTY MAYOR

Just like the previous year, the COVID-19 pandemic cast its shadow over every aspect of life in Fremantle in 2020–21.

While West Australians have been very fortunate to have escaped the worst effects of COVID, we did have more lockdowns to contend with in February and April, beloved events like the Fremantle International Street Arts Festival and Anzac Day commemorations had to be cancelled for the second year in a row, and the lack of interstate and international travellers continued to make life difficult for Fremantle businesses.

The pandemic also had a direct impact on the City of Fremantle, with supply chain disruptions as a result of COVID delaying the completion of the Walyalup Civic Centre.

In addition to the support provided to businesses and the community last year, Fremantle Council this year offered free city centre parking, agreed to refund planning fees on development applications, and also adopted COVID recovery plans to ensure that when the pandemic is finally behind us Freo is in a good position to bounce back better and stronger than ever.

And there is every reason to be confident.

Despite the pandemic, Fremantle currently has a development pipeline with a total value of \$1.8 billion. That's \$1.8 billion of investment in projects that are either in the planning phase, under construction or recently completed—delivering almost 2000 new residential dwellings, more than 43,000 square metres of retail and hospitality space, almost 48,000 square metres of office space and 767 new hotel rooms.

This all points to a bright future for Fremantle.

And 2020–21 wasn't all about COVID. There were also many important milestones and achievements throughout the year.

In October 2020, we not only opened the wonderful new Fremantle Park Sport and Community Centre and our very own Containers for Change Refund Point, we also played host to the hugely successful WAFL Grand Final in front of a packed house at Fremantle Oval.

In February, after much effort by the City to promote Fremantle as natural home for WA's burgeoning screen industry, the state government announced Fremantle as the site for a \$100 million world-class film studio. That same month another project the City has been a strong advocate for—the Fremantle to Murdoch rapid transit link—was identified as a project of national significance when it was added to Infrastructure Australia's 2021 priority list.

In April the council adopted important plans for the future of two of our most important heritage assets—Fremantle Oval and the Round House. The Fremantle Oval Redevelopment Masterplan includes new clubrooms and grandstands, improved spectator facilities, lighting upgrades and the realignment of the playing field to reconnect the oval to the heritage-listed Victoria Pavilion, while the Round House Conservation Management Plan details the work required to protect and preserve WA's oldest public building. We are hopeful the state government will see the merit of both these important projects.

But perhaps the most significant decision came in May, when the council voted to change the name of the heart of the city from Kings Square to Walyalup Koort. In the extensive consultation with the local community and Fremantle's Traditional Owners, renaming the square Walyalup Koort received overwhelming support. It's a name that acknowledges

of the long history of Fremantle, from pre-colonial times through colonization and into a future of walking together for reconciliation.

There were two other major issues in 2020–21 that, while not directly under the influence of the City, will have a big impact on Fremantle's future.

The first was the state government progressing with the planning for the replacement of the old Fremantle Traffic Bridge. The City of Fremantle welcomes the state and federal government investment in this critical piece of infrastructure, but also seeks to ensure the design of new bridge is befitting of its prominent location as a gateway to Fremantle, and that the opportunities to better connect North Fremantle, Cantonment Hill, Victoria Quay and the river foreshore are maximised.

The second was the Westport Taskforce handing down its recommendation to relocate container operations from Fremantle's inner harbour to a new port in Kwinana. For more than 120 years the inner harbour has been central to Fremantle's identity as a port city, and the employment and activity associated with the operations of the inner harbour are a critical component of the Fremantle region's economy.

While the redevelopment of the historic A Shed into a microbrewery, restaurant and café destination is an encouraging sign of what the future might hold for Victoria Quay, the City looks forward to working with the state government on new economic opportunities and developments for Fremantle as part of the Future of Fremantle Planning Committee.

As a closing note, I would like to pay tribute to former Mayor Brad Pettitt.

Brad served on Fremantle Council with distinction for almost 16 years, and since 2009 has been an outstanding Mayor.

Through Brad's stewardship the council has laid the foundations for a strong economic future for Fremantle, while also making Fremantle a model for sustainable development and a leader on important issues such as Aboriginal reconciliation and the environment.

I thank him for his long and dedicated service to our community, and expect he will continue to be a strong advocate for Fremantle in his new role in the Legislative Council.

Andrew Sullivan
Deputy Mayor



MESSAGE FROM THE ACTING CEO

The impact of the COVID-19 pandemic on the City of Fremantle's operations continued to be felt in 2020–21, with lockdowns forcing the closure of City facilities at various times throughout the year and City staff again having to display resilience and adaptability in the face of ever-changing rules and restrictions, as well as going above and beyond with cleaning and social distancing requirements to ensure the ongoing safety of the community.

The pandemic also continued to have an impact on the City's revenue streams, resulting in another year of belt tightening due to budget constraints—including reductions to CAT bus services and other cost saving measures.

Through it all the City's staff soldiered on admirably, making the most of the resources available and continuing to offer a high-quality service to residents and ratepayers.

This dedication to service was exemplified by our Community Development and Library staff, who in May were recognised with a prestigious Library Board of WA Excellence Award for the ground-breaking Library Connect program. Library Connect uses Fremantle Library as an intervention setting for identifying and supporting people experiencing homelessness, hardship and other disadvantages, with a St Patrick's Community Support Centre support worker on hand to engage with people and provide advice, referrals and support on the ground where it's needed.

The Fremantle Leisure Centre, which celebrated its 50th birthday in January, also achieved a significant milestone when it became one of the first aquatic centres in WA to be recognised with Gold Waterwise status.

Aside from COVID, the other major challenge to confront the City in 2020-21 was the collapse of Pindan Constructions—the head contractor on the Walyalup Civic Centre—when our new administration building and library was 90 per cent complete.

Under different circumstances the liquidation of Pindan could have been catastrophic, not just for the City and our ratepayers but also for the subcontractors working on the project and their families.

Fortunately, the City had the foresight to establish a Project Bank Account as a key condition of the construction contract, in what was a first for local government in Western Australia. The Project Bank Account guaranteed payment to participating subcontractors.

The robust contract in place also allowed the City to directly engage the contractors previously employed by Pindan—minimising delays and ensuring continuity on the project—while insurance bonds mean the building will be completed at no additional cost to ratepayers.

With the Walyalup Civic Centre and the transformation of the heart of the city nearing completion, the 2021–22 Annual Budget adopted in June was unashamedly focussed on the renewal of community assets and infrastructure in the suburbs.

The 2021–22 Annual Budget included just over \$100 million in operating and capital expenditure for the coming financial year, including a redirection of funds towards roads, parks, beach assets and sporting facilities.

As Fremantle becomes more and more desirable as a place to live and work and we need to invest in maintaining the services and facilities that residents value and enjoy as we enter the post-COVID era.

This year's budget represents the beginning of a three to five-year journey, as part of our long-term financial plan, to invest back into our suburbs and ensure all our residents have access to the type of facilities and services, events and activities that make Fremantle such a fantastic and vibrant city.

On a personal note, I am delighted and honoured to have assumed the role of Acting Chief Executive Officer following the resignation of former CEO Philip St John.

As the City's Director of Planning Phil played an integral part in putting in place the building blocks for Fremantle's current renaissance, and in his five years as CEO he continued that work by overseeing the planning and construction of the Walyalup Civic Centre and the renewal of Walyalup Koort.

I thank him for his dedicated service to the City and wish him well in his future endeavours.

Glen Dougall
Acting Chief Executive Officer



OUR ELECTED MEMBERS

AS AT 30 JUNE 2021



DR BRAD PETTITT (MAYOR)
Fremantle Mayor until 2021

BEACONSFIELD WARD



CR GEOFF GRAHAM



CR HANNAH FITZHARDINGE

CITY WARD



CR ADIN LANG



CR RACHEL PEMBERTON

EAST WARD



CR JENNY ARCHIBALD



CR SU GROOME

HILTON WARD



CR FRANK MOFFLIN



CR SAM WAINWRIGHT

NORTH WARD



CR BRYN JONES



CR DOUG THOMPSON

SOUTH WARD



**CR ANDREW SULLIVAN
(DEPUTY MAYOR)**



CR MARIJA VUJCIC



KINGS SQUARE RENEWAL

THE HEART OF FREO, REDESIGNED FOR PEOPLE

After many years of planning and now construction, the \$270 million revitalisation of Fremantle's civic and commercial heart is aiming at completion in late 2021.

The partnership between the City of Fremantle and Sirona Capital will transform the heart of the city. At the same time, there is a community engagement process looking at the most suitable name for the precinct, including whether it should carry an Indigenous name.

Once the project is completed, residents and visitors will be able to:

Eat and shop

FOMO, a retail and dining experience designed with Freo people in mind, unlike anything seen before in Australia.

Work

New five-star green star commercial spaces including office accommodation for more than 1,700 State Government employees who relocated to Fremantle in 2019–20.

Relax

A revamped city square complete with landscaped grassed areas, shady trees, public art and new street furniture.

Play

A major new children's play space and baby change facilities.

Learn and transact

State-of-the-art council customer service and community learning hub, including a new library.

Meet

New City administration building with purpose-built indoor and outdoor community spaces and meeting rooms.



The new precinct will also:

Boost the local economy

Up to 2,100 new local jobs.

Cater for everyone

Designed for accessibility, the new buildings and public spaces will enable people of all ages and abilities to enjoy everything on offer in Kings Square.

Embrace technology

Free Wifi throughout the precinct with CCTV and enhanced lighting.


Utilise ESD (Environmentally Sustainable Design) principles

Energy efficient building design with the use of renewable energy and water saving technologies.

Be sensitive to local heritage

The buildings and public spaces will fit with the unique character and history of Kings Square, enhancing the heritage values of the Fremantle Town Hall and church and becoming Freo's future heritage

More workers, more activity during the working week, more people that may move to Fremantle to be closer to work in the city centre, more shops, more money for the local economy, more indirect jobs created, more community events, improved community safety and a better reputation for Fremantle.



HIGHLIGHTS AND ACHIEVEMENTS

CUSTOMER SERVICE

At the City of Fremantle, our customers are our top priority. We set and strive to maintain the highest standards of customer service that is authentic and of real value.

The customer service team always strive to ensure that the customer experience is positive, worthwhile and consistent. At all times we aim to:

- Deal with enquiries in a polite and helpful manner, acting professionally at all times
- Be realistic about what we can do and in what time frames
- Listen to customers' views
- Provide clear and relevant information
- Take ownership of enquiries, follow up with customers and keep them informed of progress through to completion
- Actively seek and use customer feedback of our services to continuously improve our processes and procedures

In 2020–21, the customer service team handled 57,422 calls, a slight decrease on the previous year. The average call wait time was 12 seconds and 77% of calls were resolved at first contact. In other statistics:

- 25,000 emails were received and responded to
- 12,500 service requests were created for City business units to action
- 475 customer satisfaction phone surveys were completed by an independent researcher.

Customer satisfaction for our team, measured through the Voice of the Customer program was 96%, which was the same as the previous year.

Customer satisfaction with service delivery across the City was 81%, an increase of 10% over previous years.

Some key improvements were:

- Increased ability of customer centre staff to resolve issues at first point of contact delivering a wider range of services by reducing handoffs and multiple staff interventions.
- Improved customer satisfaction via more rapid and focused responses to enquires and service requests.

- Redesign of the online customer service request portal to enable customer self-service as a priority.
- Implementing service quality and continuous improvement to processes and procedures through using customer feedback from customer satisfaction surveys.
- We developed more than 50 e-forms or online service requests which are live on the customer service portal
- About 25% of all service requests were lodged online, making it easier and convenient for customers to reports issues to the City.



LOOKING BACK MONTH BY MONTH

JULY 2020



ZERO RATE REVENUE INCREASE IN BUDGET

Fremantle Council adopted a 2020-21 annual budget that featured no increase in rate revenue and a freeze on the majority of fees and charges.

The decision to maintain rate revenue at the same level as the previous financial year was made in recognition of the financial impact of COVID-19 on ratepayers and the business community.

The council also adopted a new hardship policy to provide relief to ratepayers facing financial stress.

STATE GOVERNMENT WORKERS WELCOMED TO FREQ

State government workers moving into their new offices in Kings Square were let in on some local secrets during walking tours organised by the City of Fremantle with support from the Fremantle Chamber of Commerce.

More than 1700 staff from the Department of Communities and Department of Transport have relocated to Fremantle from their former headquarters in East Perth.

The special welcome tours, hosted by highly regarded guide Michael Deller of Fremantle Tours, shared some of Fremantle's intriguing stories and top local tips - like where to get the best coffee, perfect lunch spots and top small bars for Friday night drinks.



THUMBS UP FOR FRANK GIBSON PLAYGROUND

Students from East Fremantle Primary School gave a big thumbs up to the City of Fremantle's new playground at Frank Gibson Park.

The Frank Gibson project retained some of the features of the original playground like the barbeque, climbing net and established trees while adding a new playground combination with sand play underneath, a rock wall slide and climbing feature, three new swings and a new nature play area and cubby house.

In recent years the City has installed new or upgraded play equipment at Sir Frederick Samson Park in Samson, Grigg Park in Hilton, Davis Park in Beaconsfield, Davies Reserve in White Gum Valley, Gilbert Fraser Oval in North Fremantle and Fremantle Park in Fremantle, as well as the new adventure playground at Tuckfield Oval and pocket parks in Hilton and White Gum Valley.



STATE COMMITMENT TO ARTHUR HEAD CONSERVATION

The City of Fremantle welcomed the state government's contribution of \$500,000 towards urgent conservation works at historic Arthur Head and Round House.

The funding matched Fremantle Council's commitment of \$500,000 towards works to improve the safety of the severely eroded cliffs at Arthur Head.

The funding will allow the City to progress with much-needed works to address the severe erosion of the Arthur Head cliffs and remove the fences and scaffolding that has been an eyesore at one of our most popular tourist attractions.

AUGUST 2020

HIROSHIMA TREES PLANTED IN FREMANTLE PEACE GROVE

Two trees grown from seeds donated to the City of Fremantle by the Mayor of Hiroshima were planted in Fremantle's Peace Grove to mark the 75th anniversary of the Hiroshima bombing.

The Ginkgo biloba seeds came from a tree that survived the atomic bomb attack on the Japanese city of Hiroshima on 6 August 1945.

They were presented to the City of Fremantle in 2014 by incumbent Hiroshima Mayor Kazumi Matsui as a symbol of hope and courage to live in a world free of nuclear weapons.

WESTPORT FINDINGS

Mayor Brad Pettitt reiterated the Fremantle Council's position that Fremantle's inner harbour should be retained as a working container port following the release of the Westport taskforce's final report.

It recommended a land-backed port be built within the Kwinana Industrial Area, with the transition of container freight from Fremantle Port to Kwinana to occur either in one step by 2032 or over a phased period that will see both ports share the freight task for around a further 15 years.

Mayor Pettitt said any move to end container handling at North Quay would have massive implications for Fremantle, and that he looked forward to hearing from the state government how they planned to support the Fremantle economy during the transition to the outer harbour.

POLICE STATION ANNOUNCEMENT

The City of Fremantle welcomed the state government announcement of a new \$52.6 million state-of-the-art new police complex in Fremantle.

The complex will be built on the Stan Reilly site on South Terrace, which is currently used as the Cappuccino Strip car park.

Mayor Brad Pettitt said the brand new, fit-for-purpose police station would hopefully mean an increased police presence in Fremantle, which would be good for the community and local businesses.

COVID RECOVERY PLAN

Fremantle Council adopted a new plan to drive Fremantle's economic and community recovery from the COVID-19 pandemic.

The COVID-19 Community Recovery Plan was the product of three COVID-19 recovery working groups established by the council in May, with one working group focused on the local economy, another on community services and the third on infrastructure delivery.

The council also agreed to refund City planning fees as part of a suite of measures to boost Fremantle's economic recovery from COVID-19.

PORT BEACH FUNDING

The state government committed more than \$3 million to help address coastal erosion at Port Beach.

Transport and Planning Minister Rita Saffioti announced \$3.25 million would be allocated to a sand nourishment project to provide up to 10 years of protection for one of the state's most iconic beaches.

The funding was part of a \$7 million commitment to projects in four high priority coastal erosion hotspots and an additional 42 coastal management projects across Western Australia.



SEPTEMBER 2020

COUNCIL CALLS FOR PAUSE ON TRAFFIC BRIDGE

Fremantle Council urged the state government to hit the pause button on the development of the new Fremantle Traffic Bridge to allow for greater community engagement.

The council unanimously adopted an urgent motion from North Fremantle Ward Councillors Bryn Jones and Doug Thompson and Deputy Mayor Andrew Sullivan supporting community calls for a pause in the Main Roads WA design and procurement process.

Deputy Mayor Sullivan said the local community was very concerned the project scope was too narrow and was being rushed through without proper consideration of how to get the best possible outcome for Fremantle.

**FAMILY DOCTOR WINS ASPIRE AWARD**

A family doctor with a passion for women's and children's health was awarded the City of Fremantle Aspire Award for 2020.

In partnership with Business Events Perth, the City of Fremantle Aspire Award provides a \$5000 scholarship to assist an individual's personal and professional development through attendance at an overseas conference of their choice.

This year's winner, Dr Ramya Raman, is a general practitioner and senior lecturer at the University of Notre Dame. She planned to use the scholarship to attend a major international medical conference in New Zealand.

**LIBRARY CONNECT PARTNERSHIP WITH ST PAT'S**

The City of Fremantle and St Patrick's Community Support Centre kicked off a WA-first program to support vulnerable people facing homelessness.

The Library Connect program uses Fremantle Library as an intervention setting for identifying and supporting people experiencing homelessness, hardship and other disadvantages.

At the core of the program is a St Pat's community support worker stationed at the library who will engage and connect with people right there and then, providing advice, referrals and support on the ground where it is needed.

NEW FIG TREE SOARS INTO KINGS SQUARE

A new Moreton Bay fig tree assumed pride of place in Fremantle's Kings Square.

After more than a year of planning and preparation, the massive specimen weighing around 16 tonnes was transported through the streets of Fremantle on the back of a semi-trailer to its new home, where it was carefully lifted into position by crane.

The tree will become a focal point for the new Kings Square playground, which is part of the \$270 million renewal of Kings Square by the City of Fremantle and Sirona Capital.



OCTOBER 2020

WAFL GRAND FINAL

The first weekend in October was a Festival of Footy in Fremantle, culminating in the WA Football League Grand Final at Fremantle Oval.

WAFL fans were encouraged to warm-up for the big game by wearing their team colours to work before heading into Freo for footy-themed after work drinks and dinner.

Fans heard from the team captains and coaches at the pre-game media conference at the Esplanade Reserve and were also able to get up close and personal with the WAFL Premiership Cup and the historic Dixson Cup—the oldest premiership cup in Australian Rules Football history.

Another highlight of the Grand Final activities was the Fan March along the famous Cappuccino Strip, led by the 2020 WAFLW Premiers, community and junior football clubs and some WAFL legends.



FREMANTLE PARK SPORT AND COMMUNITY CENTRE OFFICIALLY OPEN

A special ceremony and plaque unveiling marked the highly anticipated official opening of the Fremantle Park Sport and Community Centre.

The centre, built by McCorkell Constructions, is the proud new home of the Fremantle Workers Social and Leisure Club, Fremantle Lawn Tennis Club and Fremantle Bowling Club.

The \$4.68 million project involved the demolition of the 1950s bowling clubroom and 1960s tennis clubhouse, the construction of the new Sport and Community Centre and the installation of two new hardcourt tennis courts and a new synthetic bowling green.



CANTONMENT HILL GETS ITS MAST BACK

The distinctive communications mast was been returned to the top of the Cantonment Hill Signal Station following maintenance works by the City of Fremantle.

The mast was taken down, sandblasted and repainted to address surface rust and signs of deterioration.

It was part of a package of works on the Signal Station, which also included a structural assessment, treatment of a second mast, the removal of redundant equipment and maintenance on the balcony handrail.

The City has also partnered with the Fremantle Volunteer Sea Rescue Group to have lightning protection for the building installed on the mast.



TOURISM WA BOARD SHOWN THE BEST OF FREO

The board and executives from Tourism Western Australia were shown the best of Freo during a three-day visit organised with assistance from the City of Fremantle.

The visit started with an update on progress with the City's Destination Marketing Strategy and the THIS IS FREMANTLE brand, followed by a tour of Fremantle's new venues and attractions.

The tour on the Fremantle Tram included an inspection of the new Warders Cottages boutique hotel and visits to Fremantle Prison, Kings Square, the Manning Buildings and the National Hotel before heading to the West End to see the Round House and the new Republic of Fremantle gin distillery.



HARVEY BEACH JETTY OPEN FOR SUMMER



The popular Harvey Beach jetty in North Fremantle reopened to the public following repairs by the City.

The timber jetty is a popular spot for fishing and swimming, with bombies off the jetty into the Swan River something of a North Fremantle tradition.

The jetty was closed to the public in July 2019 after an assessment of the supporting piles found them to be badly degraded, leaving the jetty structurally unsound and a risk to public safety.

The repairs included strengthening and protecting the jetty from further degradation, replacing worn and damaged deck boards and replacing the jarrah handrail. Old timber from the jetty was donated to the Fremantle Men’s Community Shed to be used in future woodwork projects.

NOVEMBER 2020

SOUTH STREET RAPID TRANSIT

Local governments south of Perth united to develop a plan to better connect Fremantle and Murdoch to create vibrant communities and to encourage greater use of public transport.

The South West Group, a collection of six councils from Fremantle and Melville down to Rockingham, called on the state government to begin detailed planning for light rail or trackless trams along South Street.

The concept is support by stakeholders including Murdoch University, Hesperia Property, Stockland, Committee for Perth, Melville Cockburn Chamber of Commerce and Fremantle Chamber of Commerce.

SEALIN GARLETT AWARD




Respected Nyoongar Elder the late Marie Thorne was the winner of the City of Fremantle’s inaugural Sealin Garlett Award for Community Leadership.

The award, which honours the late Reverend Sealin Garlett, was presented at a special ceremony as part of the City of Fremantle’s NAIDOC week celebrations.

Marie Thorne, who sadly passed away a month before the award ceremony, was a leader of the Fremantle Indigenous Action Group and led the campaign to rename Booyeembara Park with its Nyoongar name.

SLOW DOWN IN SOUTH FREQ



Speed limits in a large area of Fremantle stretching from the port to South Beach were set to be reduced after Fremantle Council accepted a proposal to create a 40km/h speed zone in South Fremantle, covering all local roads west of Hampton Road.

Some distributor roads within the area would also have their speed limits reduced to 50km/h, like South Street and Queen Victoria Street, while others, including Ord Street and Hampton Road, would retain their 60km/h limit.

The existing 30km/h limit along Fremantle’s famous Cappuccino Strip would also be retained.



STREET PARTY POLICY

Fremantle Council adopted a new policy to make it easier for people to block off their street for neighbourhood events and street parties.

The new Community Street Activation Policy created a clear and easy process for community event organisers to follow to host a safe and successful event.

A key aspect of the policy was for the City to provide community volunteers with the training and accreditation required to undertake traffic management protocols, which would significantly reduce the cost of hosting a street party.

DECEMBER 2020



ARTHUR HEAD CONSERVATION UNDERWAY

The City of Fremantle commenced important conservation works at one of Western Australia's most significant heritage sites.

Since 2018 the severely eroded limestone cliffs at Arthur Head, the site of Fremantle's historic Round House, have been fenced off due to the safety risk from falling rocks.

After preliminary works to remove potentially damaging vegetation from the eastern side of Arthur Head, work began to repair the limestone wall to the north of the Whalers Tunnel.



CARBON NEUTRAL APARTMENTS APPROVED

The City of Fremantle's vision to establish the Knutsford precinct as a world class example of sustainable living took another step forward after Fremantle Council recommended approval for one of Australia's first carbon neutral apartment buildings.

The Montreal Commons development on the corner of Montreal Street and Knutsford Street included 39 apartments, basement car park, landscaped internal courtyard, publicly accessible gardens and play space and a ground floor café.

Sustainability features include 75kW of developer-funded solar panels and battery storage, water saving fixtures and fittings and smart metering to monitor water and energy consumption.

Being entirely powered by 100 per cent sustainably-sourced electricity means Montreal Commons will produce about 240 tonnes less carbon emissions per year, and apartment owners will benefit from a 50 per cent offset on their strata levies.

JANUARY 2021



FIFTY YEARS OLD AND STILL GOING SWIMMINGLY

The popular Fremantle Leisure Centre celebrated its 50th birthday.

Boasting an Olympic-sized swimming pool, learner and wading pool, trampolines, half pipe skate ramps, public barbecues and a playground, the original Fremantle Aquatic Centre was officially opened by Mayor Sir Frederick Samson on 4 January 1971.

Fremantle Leisure Centre Manager John East said the centre had provided many happy experiences for the community over the past 50 years and remained one of the City's most popular public facilities.



ONE DAY IN FREMANTLE

A traditional smoking ceremony at Bathers Beach was the focus of the One Day in Fremantle event for 2021.

The smoking ceremony was followed by Nyumbi—a Nyoongar celebration dance—and a community barbecue and music at Kidogo Arthouse.

The City of Fremantle first hosted One Day in January 2017 as an inclusive, family-friendly event in which all people could come together to celebrate what's great about being Australian.

CITIZEN OF THE YEAR

A local volunteer who gives his time and talent to connect elderly and less mobile people to their community and the outdoors was named Fremantle's Citizen of the Year.

In 2019, Tim McGrath established the Cycling Without Age chapter in Fremantle, a not-for-profit organisation that allows elderly and people with a disability to experience an outdoor ride on trishaw e-bikes piloted by volunteer cyclists.

Bill Johnstone, the founding president and lifelong member of the Fremantle Men's Community Shed, was Fremantle's Senior Citizen of the Year; Fremantle's Young Citizen of the Year was awarded to both Caitlin Eaton and Midaiah Harnett for their enthusiastic volunteering contributions to their community; and the Active Citizenship Award was won by Freo Farmers Market.

FEBRUARY 2021



ANDREW SULLIVAN STEPS UP

Deputy Mayor Andrew Sullivan assumed Mayoral duties after Mayor Brad Pettitt took a leave of absence to run for a seat in the Legislative Council in the coming state election.

Mayor Pettitt was first elected to Fremantle Council in 2005 and was serving his third term as Mayor, having been elected in 2009 and re-elected in 2013 and 2017.


Cr Sullivan first served on the council from 1992 to 1998, and was re-elected to represent South Ward in 2009. He was elected unopposed as Deputy Mayor in October 2019.

BACK IN LOCKDOWN

City of Fremantle services and facilities were forced to close when the state government imposed another COVID-19 lockdown.

Affected facilities included the library, leisure centre, visitor centre and recycling centre.

The continuing COVID-19 pandemic also forced the City to make the difficult decision to cancel the 2021 Fremantle International Street Arts Festival.



MONUMENT HILL A PLACE OF QUIET REFLECTION

A new local law came into effect to ensure Fremantle's Monument Hill Reserve remained a place of quiet solitude and remembrance.

Fremantle Council resolved to adopt a determination that prohibited flying motorised model airplanes, helicopters, drones or other similar remotely piloted devices on or over Monument Hill Reserve without a permit.

The determination also prohibited riding a bicycle, a skateboard, rollerblades, a sandboard or a similar device on any of the monuments or their surrounding bases.

HIGHLIGHTS AND ACHIEVEMENTS



FILM STUDIO PLEDGE

The City of Fremantle welcomed plans for a world-class film studio to be built at Victoria Quay.

The City had been promoting Fremantle as the natural home for the WA screen industry through initiatives like the Film Friendly City Policy.

Deputy Mayor Andrew Sullivan said the state government commitment to fund the \$100 million waterfront facility was great news at a time when Fremantle needed new investment.



GAGE ROADS A SHED APPROVAL

Fremantle Council supported the transformation of the historic A Shed on Victoria Quay into a microbrewery, restaurant and café.

Gage Roads Brewing Company proposed to refurbish and redevelop the almost 100-year-old building into a family-friendly harbourside venue geared towards attracting both locals and tourists.

The council's Planning Committee voted to recommend approval for the proposed alterations to the building and a change of land use to a hospitality venue.



MURDOCH RAPID TRANSIT ON INFRASTRUCTURE AUSTRALIA PRIORITY LIST

The need to improve transport connections between Fremantle and Murdoch was identified as a project of national significance in Infrastructure Australia's latest priority list.

The Fremantle to Murdoch transport capacity project was included as a 'Priority Initiative' in the Infrastructure Australia 2021 priority list.

A rapid transit network connecting Fremantle with neighbouring urban centres was included as a key element in the City of Fremantle's Freo 2029: Transformational Moves strategy, and the City had been advocating for a light rail or trackless tram connection between Fremantle and Murdoch as part of its membership of the South West Group of Councils.

MARCH 2021



HOUSEHOLD HAZARDOUS WASTE FACILITY OPEN

Deputy Mayor Andrew Sullivan and local MP Simone McGurk cut the ribbon to officially open Fremantle's new Household Hazardous Waste facility.

The facility allows for the safe disposal of unwanted household chemicals and other hazardous material like aerosols, batteries and paint that can't be disposed of in household bins.

The City of Fremantle HHW facility is open to all households, not just Fremantle residents, and is free to use.



KINGS SQUARE RENAMING SHORTLIST

The Kings Square stakeholder group released a shortlist of options for the possible renaming of the square.

The City began exploring the possibility of renaming Kings Square last year by inviting the public to put forward their suggestions.

The process attracted 194 submissions which included 128 suggestions for a new name, five suggestions for a dual name and 108 general comments about renaming the square or keeping the current name.

The shortlist of options included retaining the original name of Kings Square; Whadjuk Nyoongar names Midgegooroo Square, Walyalup Koort and Boya Karla; and a dual name combining a Nyoongar name with Kings Square.



RICHARD LANE HONOURS RICHARD LANE

The laneway behind Fremantle's historic Artillery Drill Hall was been officially named 'Richard Lane' in honour of one of the city's most beloved musicians.

Richard Lane, a talented guitarist, keyboard player and vocalist and founding member of much-loved Perth garage band The Stems, passed away in May last year.

The Drill Hall is now the popular live music venue Freo.Social, but was previously the home of the iconic Fly-By-Night Musicians Club and was used by Richard as a venue for his music school Penny Lane's Music Workshop for a couple of years.

The name became official when the street sign was unveiled during an intimate ceremony with family and friends.

APRIL 2021

FREMANTLE OVAL MASTERPLAN

The City unveiled its masterplan for the redevelopment of historic Fremantle Oval.

The \$37 million plan was prepared in collaboration with South Fremantle Football Club, Fremantle Football Club and the WA Football Commission, with assistance from the state government's Department of Local Government, Sport and Cultural Industries.

It includes new clubrooms and grandstands, improved spectator facilities, lighting upgrades and the realignment of the playing field to reconnect the oval to the heritage-listed Victoria Pavilion.

Other improvements include new grass banks, undercover seating terraces, a new events space, nature play area and improved connections with the rest of the city.



CHIEF EXECUTIVE OFFICER STEPS DOWN

City of Fremantle Chief Executive Officer Philip St John announced he was stepping down after five years in the role.

In a message to City staff, Mr St John said that while he found the position of Chief Executive Officer incredibly rewarding the timing was right to make a change.

"After five years in the role and one year into my second contract, I have loved, and continue to love, the role of CEO," Mr St John said.

"I've been so proud of what we have achieved, as I am of the efforts of staff across the organisation."



ROUND HOUSE CONSERVATION PLAN ADOPTED

A new conservation plan for WA's oldest public building was adopted by Fremantle Council.

Due to its exposed location, vandalism and the well-intentioned but damaging repairs carried out during previous decades the Round House is in urgent need of restoration.

The Round House Conservation Management Plan detailed an estimated \$652,000 worth of works required to protect and preserve the 190-year-old building.





BOOYEEMBARA PARK PLAN

A new plan was adopted to guide the future development of popular Booyeembara Park.

The land that is now affectionately known as Boo Park was used as a limestone quarry during the 1800s and an unregulated landfill site from the 1960s through to the 1980s.

The Booyeembara Park Landscape Plan includes adding seating and picnic tables to the olive grove, and a new playground and half-court basketball court near the skate park.

Improvements to the natural areas include refurbishing the storytelling circle, a new boardwalk and a walk trail to a lookout to take in the spectacular views. Mountain bike trails and a pump track, a six seasons garden and new off-street parking area would be established on the eastern edge of the park.

MAY 2021



HEART OF BEACONSFIELD

After almost five years of planning and extensive community consultation, a masterplan laying out the collective vision for future development in the Heart of Beaconsfield was been formally adopted.

The Heart of Beaconsfield project was led by the City of Fremantle in cooperation with the Department of Communities and other partners to coordinate the redevelopment of the area around the Davis Park precinct, Lefroy Road quarry and the former South Metropolitan TAFE site.

The final masterplan included the expansion of public open space, better pedestrian and bike connections using strategic green links, the retention of important community facilities and a more diverse housing mix.

TRAFFIC BRIDGE CONSULTATION

Fremantle residents were encouraged to participate in the next phase of community consultation on the options to replace the ageing Fremantle Traffic Bridge.

In response to community concerns about the proposed alignment of the new bridge, Fremantle Council called on the government to pause development of the project to enable a proper and meaningful community engagement process.


Fremantle Deputy Mayor Andrew Sullivan said the state government was to be commended for listening to the community and being willing to explore alternative options.

PINDAN LIQUIDATION

The City reaffirmed its commitment to the complete the Walyalup Civic Centre after the project's head contractor Pindan Group was placed into administration.

Participating subcontractors on the project were guaranteed payment thanks to the inclusion of a Project Bank Account as a key condition of the construction contract.

The robust contract also allowed the City to directly engage contractors previously employed by Pindan to minimise delays, while insurance bonds ensured the project would be completed at no additional cost to ratepayers.



HEART OF FREMANTLE RENAMED WALYALUP KOORT

Fremantle Council voted to change the name of Kings Square to Walyalup Koort.

The council made the decision following an extensive community engagement process in which Walyalup Koort emerged as the clear preference among Fremantle's Traditional Owners and the broader community.

The Kings Square Stakeholder Group—which consisted of representatives from St John’s Church, Traditional Owners, Fremantle Chamber of Commerce, Sirona Capital, Department of Communities and the City—unanimously supported the name Walyalup Koort.

JUNE 2021

GLEN DOUGALL ACTING CEO

The City of Fremantle’s Director of City Business Glen Dougall was appointed Acting Chief Executive Officer.

The appointment followed the resignation of Philip St John after five years in the role.

Mr Dougall had been the City’s Director of City Business since 2005 and in local government for 30 years, holding senior positions for over 25 years.

His appointment as Acting Chief Executive Officer was for a period of 12 months or until such time as the recruitment of a new CEO is finalised.

NEW ROADS HONOUR FREO PIONEERS

Two new local roads in Fremantle created as part of the High Street upgrade were named in honour of a pioneering schoolteacher and a post-war migrant family.

Terrazzo Close was named in honour of Italian immigrants Giuseppe and Anna Scolaro, who founded the Universal Tile Factory in nearby Blinco Street soon after they arrived in Fremantle in 1949.

Their terrazzo tiles became cherished features of many homes around Fremantle, and are the inspiration for the design featured on the noise walls along High Street.

Pulford Lane honours Fanny Pulford, who was the assistant teacher at Perth Girls School in 1861 and later became the headmistress of the Fremantle Girls School—the first government school in Fremantle.

FUTURE OF FREMANTLE COMMITTEE

The state government announced it would establish a Future of Fremantle Planning Committee to consider what’s in store for Fremantle after a new container port is established at Kwinana.

Minister for Transport, Planning and Ports Rita Saffioti announced the Future of Fremantle Planning Committee would be established by the WA Planning Commission for two years under the Planning and Development Act 2005.


The committee would include representatives from state government agencies, Fremantle Ports, industry, local government and the Fremantle community.

SIR HUGHIE’S BACK

The statue of former WA Governor and Second World War air force hero Sir Hughie Edwards was returned to Fremantle’s Kings Square.

The life-size bronze statue was temporarily removed from the square in November to allow for the construction of the new port city themed playground.

In consultation with the Edwards family, the statue was returned to a more prominent location in the square a few metres from where it was originally positioned.



LOOKING AHEAD



CHALLENGES AND FUTURE OUTLOOK

Renewal of community assets and suburban infrastructure is a major challenge for the City.

After a period of major transformation in the city centre and some significant conservation of heritage buildings, the City flagged its focus for the 2020–21 budget would be clearly aimed at the suburbs.

Over the past decade, the revitalisation of central Fremantle and the construction of major new assets for the City such as the Walyalup Civic Centre and Fremantle Park Sport and Community Centre have been key highlights.

Many of Fremantle's most cherished heritage buildings have also enjoyed significant conservation works, including the Fremantle Town Hall, Victoria Hall, The Old Boys School and ongoing works at the Fremantle Arts Centre.

With those projects either finalised or close to completion, the City must now turn its attention to consolidating and renewing existing assets.

The new financial year will see an investment in upgrading and maintaining community facilities at our beaches, parks and playgrounds that our residents and ratepayers use every day.

This includes kickstarting projects like replacing the changerooms, toilets and café at South Beach; building the new mountain bike trails in Booyeembara Park.

The 2021–22 annual budget is expected to include a general rate increase of 3.95 per cent, which is slightly higher than WALGA's Local Government Cost Index of 3.2 per cent.

The rate increase will help accelerate the growth in funding for operations and asset renewal in line with the City's long-term financial plan and to keep pace with the expectations of our community.

This coming year's budget represents the beginning of a three to five-year journey, as part of our long-term financial plan, to really invest back into our suburbs and ensure all our residents have access to the type of facilities and services, events and activities that make Fremantle such a fantastic and vibrant city.



Rate bills will vary from property to property depending on their Gross Rental Value as determined by the Valuer General, but the average residential rate bill in Fremantle in 2020–21 will be about \$2,000, an increase of around \$82 from the previous year.

Delays in completing the Walyalup Civic Centre resulting from COVID-19 supply chain issues, and then the Pindan liquidation, will see some expenses carried forward into this financial year.

The City was well protected by the contract conditions, insurances and the project bank account that we had insisted on and so there has been no detrimental impact on our 2020–21 budget.

Budget highlights

- Fremantle Markets—\$2.2 million
- Roads/footpaths/bike infrastructure—\$2.5 million
- Hilton underground power contribution (selected areas)—\$1.1 million
- Renewal of sporting facilities—\$950,000
- Booyeembara Park Mountain Bike Trails—\$760,000
- Renewal of suburban parks—\$707,000
- Beach infrastructure (including South Beach toilets project initiation)—\$625,000
- Fremantle Golf Course club house and community centre—\$450,000



EXECUTIVE LEADERSHIP TEAM



PHILIP ST JOHN
Chief Executive Officer (until June 2021)



GLEN DOUGALL
Director City Business and
Acting CEO (from June 2021)



MICHELLE BRENNAND
Director Community Development



MARISA SPAZIANI
Director People and Culture



GRAHAM TATTERSALL
Director Infrastructure and
Project Delivery



PAUL GARBETT
Director Strategic Planning
and Projects

OUR SERVICES

CITY BUSINESS

ECONOMIC DEVELOPMENT AND MARKETING

PARKING

City parking officers enforce laws and regulations that allow for safe, fair and equitable access to parking in Fremantle. The team ensures there is regular turnover of parking bays in the busy city centre; residents have clear access to their driveways and the safe movement of traffic is facilitated with care and compassion.

The team strives to make Fremantle a friendly and accessible environment and has shifted focus from strict enforcement to include public education and offering alternative solutions to parking issues.

The City's revenue from parking infringements was approximately \$1.8 million. The City also issued 625 residential parking permits.

The City aims to provide the right balance between residential and commercial parking in Fremantle. Highlights include:

- Increasing the use of mobile apps to help access payment for parking.
- Moving towards the use of electronic permits to remove the need for residential and commercial customers to attend Council offices to purchase permits.
- Improved customer service by resolving ticket machine issues in real time over the phone or in person so that our customers are able to pay for their parking and avoid receiving a parking infringement.
- Better communication of faults between customers.
- Saving customers' money and time on unnecessary parking appeals and improvement on our response rate to customer complaints.

FREMANTLE CBD PARKING BAYS

There are 27 car parks managed by the City across Fremantle, with bays distributed as follows:

| Type of parking | Number of bays |
|--------------------------|----------------|
| ACROD | 60 |
| Authorised vehicles only | 83 |
| Buses | 31 |
| Car parking (general) | 2,221 |
| Electric cars | 4 |
| Loading zone | 62 |
| Motorcycles or bikes | 178 |
| Police | 10 |
| Street parking | 1,719 |
| Tour coaches | 10 |
| Taxis | 10 |
| Ticket machines | 172 |

OUR SERVICES

PROPERTY MANAGEMENT

The property team manages the City's property portfolio that includes a mix of community and commercial properties. The portfolio generates approximately \$3 million in revenue for the City each year and tenancies are used to deliver important community services, or to improve the appeal of Fremantle to visitors. During this financial year, the City has been focused heavily on the negotiation of leases for the new City of Fremantle Civic Building's hospitality, retail and office spaces. A large emphasis has also been placed on ensuring commercial tenants are sought and housed in the City's previous office premises at 70 Parry Street, Fremantle to generate commercial rent returns.

At the end of the financial year, there were only two vacancies for City-owned properties. These two vacancies were strategically planned and coordinated to allow the City to scope and undertake necessary capital works to ensure compliance with building codes and standards whilst vacant. Once the scheduled works are complete, tenants will move back in and commence operations immediately.

The City also continues to work closely with tenants impacted by COVID-19 or who find themselves in arrears with the City due to economic conditions. The introduction of deferral, waiver and payment plans tailored to tenant specific needs, coupled with a proactive and individualised approach to market rent reviews has provided tenants with safety of tenure and the platform to rebound their businesses as business sentiment improves.

The majority of leases remain in effect or on holding over agreements, demonstrating the City's commitment to tenure of their tenants and confidence of tenancies to remain in situ as economic conditions slowly begin to improve. Subsequently, there are only minor amendments to the table below for new and ceased lease agreements within the City's portfolio for the previous financial year.

The following leases were provided, amended or ceased over the past 12 months:

| Tenant | Address | Term | Option | Start date | Rent |
|--------------------------------|---|-----------|--------|-----------------|------------------|
| Fremantle Theatre Company | Victoria Hall, 179 High Street, Fremantle | 12 months | Nil | 1 November 2020 | Peppercorn |
| Fremantle Biennale | Portion of 141 Queen Victoria Street, Fremantle | 6 months | Nil | 17 August 2020 | Peppercorn |
| Sunset Markets | Portion of South Beach Reserve | 5 months | Nil | 1 December 2020 | Fees waived |
| Agreements now ceased | | | | | |
| Fremantle Leisure Centre Kiosk | 2 Shuffrey Street, Fremantle | 5 years | Nil | 1 July 2016 | \$18,218pa + GST |



ECONOMIC DEVELOPMENT

The economic development strategy 2015–20 includes four program areas which outline the priorities of the strategy:

1. Place management, activation and urban realm.
2. Customer experience, marketing and business improvement.
3. Development and management of council properties.
4. Attraction of business, industry and investment.

The role of the team, guided by this strategy, is to facilitate development of a resilient and evolving local economy with increased levels of public and private sector investment, employment, successful businesses and satisfied visitors.

Most business operators welcomed the beginning of 2020 as the start of what was expected to be a landmark year for Fremantle. The completion of the Department of Communities redevelopment with its workers bringing life to the city centre, reinvigorated local business and private developments in the pipeline such as Little Lane, Woolstores and the Doubletree Hilton were just some of the projects creating a real buzz around town. In less than a month, COVID-19 shook the global economy with impacts cascading down through nations, states and into our local communities.

The Federal and State Governments along with the Reserve Bank of Australia increased health spending, kept credit lines open, strengthened the safety net and provided a stimulus to maintain jobs as economic activity declined. Aggregate global trade and consumer demand declined causing both a supply and a demand squeeze. Pedestrian footfall fell in the City centre and with it, Fremantle's tourism and retail industries.

The 2020–21 financial year saw the economy plateau at what was referred to as the '90% economy'. In Fremantle it was reflected in the parking and pedestrian data which continued to sit around 85% of 2019 levels. This 90% economy was not evenly spread across Fremantle. Tourism-oriented businesses suffered more, whilst popular hospitality businesses saw line-ups on the weekend.

The Economic Development team actively engaged with the business community through the implementation of the Economic Recovery Plan, contributing towards the short-term economic recovery for Fremantle.

As part of the plan a number of programs and initiatives were successfully rolled out including:

- Department of Communities 'Welcome to Fremantle Orientation Program' with the walking tours showcasing Fremantle's unique offering.
- Re-launch of Small Business Capacity Building Program. Due to the significant impacts of COVID-19, the program was adapted to focus on the development of a post COVID-19 recovery map for small businesses. The program was delivered across a number of streams including retail, hospitality, tourism and creative industries.
- Free advisory sessions for the local business community providing information about available support with a significant portion of the business community reliant on Federal and State programs.
- Partnership with Tourism Council WA to provide Fremantle tourism businesses access to the Destination Boost program. Tourism operators took part in a series of workshops designed to help them grow, develop and become trade ready.
- Launch of a number of school holiday activations including Freo Builds and Superhero Secret Mission Trail.

DESTINATION MARKETING

The primary focus of the City's economic development and marketing focus this year was the delivery of initiatives identified as priorities as part of the COVID-19 Economic Recovery Working Group and the Community Recovery Plan. These included initiatives that were put on hold in 2019–20 but had already identified in the Destination Marketing Strategic Plan 2018–22.

Two projects identified as priorities were the THIS IS FREMANTLE Annual 2021–22 and a new destination marketing website. This work was considered a priority to prepare for when borders reopened, and international visitation resumed. Both projects are due for completion late 2021.

OUR SERVICES

Two major TV campaigns promoted food and hospitality in Fremantle over winter and the city unique retail offering in the lead up to Christmas.

A series of 'open for business' and 'meet the maker' videos were produced in partnership with the City's communications team and were distributed via social media channels.

One of the most significant achievements during 2020–21 was the introduction of school holiday activations. Four interactive events and activations took place in this financial year successfully engaging young families and bringing 39,000 visitors to Fremantle.

As part of the city's work to represent the destination and trade ready businesses at national and international trade events the City attended UK Europe Marketplace in November 2020 and Australian Tourism Exchange Online (May 2021).

Working with the Fremantle Chamber of Commerce, Tourism Council WA and the creative sector, the City relaunched this year's business capacity building program which included delivery of a tourism specific capacity building program in partnership with Tourism Council WA and free one on one mentoring for small businesses.

The Destination Marketing team actively engaged with tourism partners through a range of activities this year including:

- Sponsoring the Business Events Aspire Award
- Co-funding with Business Events Perth, a short video to promote the destination to the meetings, incentive, conference and event markets
- Membership of TCWA, Business Events Perth and Destination Perth
- A program of advocacy was delivered to agencies such as Tourism WA and Business Events Perth to ensure Fremantle remains part of broader state level promotions. This has included the delivery of two very successful familiarisation tours for both agencies.

FIELD SERVICES

ENVIRONMENTAL HEALTH

The team assesses and supervises public health and environmental conditions affecting the City's residents, businesses and visitors.

The premises of interest range from food businesses—including event and market food stalls, unique food vehicles, alfresco dining and food manufacturers—liquor licensed venues, public buildings, public swimming pools, public beach monitoring, lodging houses, minor industrial premises, body art/skin piercing businesses and hairdressers.

455 businesses of interest operating in the City were inspected and assessed by Environmental Health Officers (EHO's) against legislative standards to prevent disease, minimise environmental impacts and maintain public safety.

A total of 38 large public events and markets were assessed, approved and inspected by EHOs during the year.

A total of 499 applications for alfresco dining, liquor licenses, temporary food stalls, food businesses and short stay accommodation, were received and assessed by EHOs. Also, 47 businesses that EHOs assess closed in the calendar year.

Environmental Health Services also monitors the water quality of recreational water bodies and aquatic facilities to ensure public safety. 227 water samples were taken over the course of the year as part of this program.

EHOs received over 600 complaints and enquiries about issues ranging across topics such as the keeping of animals, condition of venues/businesses/properties, food, pollution and water safety/quality. The most common topics reported to the City for investigation were noise emissions (202 complaints), pollution (127 complaints) and food safety/quality (125 complaints) respectively. Of the issues reported, 275 were listed as being resolved within the year.

Planning and Building Compliance

The development compliance team responds to complaints that are received in relation to planning and building matters. These matters generally relate to complaints concerning private property as distinct from complaints within the public realm (roads, parks etc). Issues are resolved through negotiation and, in the minority of cases, through the issue of minor infringements without the necessity to undertake legal action.

Compliance officers received 296 complaints over the year and resolved 302 compliance issues. Topics for investigation ranged from unauthorised development, unauthorised use of property, dangerous structures, nuisance issues and any other matters raised by the public.

COMMUNITY SAFETY AND RANGERS

The City's Community Safety Officers are responsible for enforcing local laws in relation to Ranger related duties as well as provide a mediation role to assist the Police, business community, locals and visitors to Fremantle.

Officers conduct security patrols of the CBD and surrounding suburbs using bicycles and vehicles and are

on duty from 7am to 9pm, seven days a week. Particular attention is given to areas where anti-social activity is known to occur and the well-known dog exercise areas within the City's boundaries.

The team responded to a total of 11,278 callouts in 2020–21, dealing with a range of issues including: begging, anti-social behaviour, rough sleepers, theft, graffiti, illegal camping, dog attacks, cat related incidents, COVID-19 related matters and illegal dumping (littering). The team worked in partnership with the police and welfare agencies to ensure Fremantle is a safe, welcoming, vibrant and family friendly place.

Community safety officers strived to be the first responders to anti-social or nuisance behaviour and low level criminal activity such as shop lifting and drinking alcohol in public places.

SAFER COMMUNITIES CCTV PROJECT

The City's Safe Communities CCTV Project was completed at the start of 2020, since then the city has installed additional CCTV cameras on the network, with a total of 92 cameras placed at key locations throughout the CBD and surrounding suburbs currently being monitored by the City.

Entertainment precincts in Hilton, North Fremantle, Leighton Beach and South Fremantle are currently monitored by CCTV, with future plans in place to increase this coverage.

The City's Automatic Number Plate Recognition (ANPR) network currently monitors all vehicles entering the CBD, with the vehicle details sent via a data file to the Police State Operations Command. This system continues to assist Police in locating stolen motor vehicles, person of interests, vehicles of interest and missing persons. On average 1.3 million vehicles are detected by these cameras per month.

The city has also assisted other Local Governments with the design and set up of similar ANPR networks in their areas.

DISADVANTAGED IN FREMANTLE

The Community Safety team continue to be the first responders for all reports of homeless activity in the City of Fremantle. During the last financial year the team interacted with 1023 disadvantaged persons on the streets of Fremantle and the surrounding suburbs. On a nightly basis in Fremantle there are on average 28 people sleeping rough in the CBD.

CORPORATE SERVICES

FINANCE

The Finance team supports the City in managing nearly \$120 million in operating and capital expenditure. Finance provides the financial management, insurance, procurement, investment and payroll support for the organisation by facilitating policies and procedures that enable the business to properly manage the implementation of services and capital works.

The team also manages the collection of approximately \$50 million in rates for the year.

INFORMATION TECHNOLOGY

The Information Technology team is responsible for the delivery and maintenance of the City's technology and telecommunications, development and management of software systems along with maintaining compliance and governance of the City's information collection.

The team's focus during the 2020–21 financial year was on the continued implementation of digital transformation systems across the organisation as well as the design and implementation of the IT Infrastructure and software systems to make Activity Based Working possible in the Walyalup Civic Centre.

The successful implementation of new online services portal has allowed the community to request services from the City online. This has seen efficiencies implemented across the organisation with delivery of these services by the relevant service areas. This platform has also enabled the ability for the community to lodge applications online and make payments. Throughout the financial year, the online service portal generated 129 Building Applications, 95 Planning Applications and 437 Requests for Service. This greatly assisted in easing the number of contacts via phone and email through to the already very busy customer service areas.

The IT Team were responsible for the design, build and configuration of a brand-new high-performance computer network, deployed to the Walyalup Civic Centre and then rolled out to the City's external sites. A complete refresh of the City's production server and storage environment was completed enabling vast performance increases in the systems used across the organisation. A new Disaster Recovery server and storage environment was also designed and built to enable real time backups of all the City's electronic data. This data is stored securely in a dedicated data centre which allows redundancy and recovery in the unlikely event of a failure at the City's primary data centre.

With the COVID-19 pandemic changing the way we work, the IT Team also implemented cyber security measures to protect staff and their data from cyber security risks whilst working away from the office. This has allowed for a completely agile and mobile computer fleet across the organisation, and allows staff to seamlessly transition from the office to remote working.

COMMUNITY DEVELOPMENT

FREMANTLE COMMUNITY LEGAL CENTRE

The centre provided assistance to 965 clients: 662 were new clients, 291 were repeat clients and 128 were existing clients.

The centre provided 1,699 advices which include talking to clients face to face, over the phone, or through written correspondence in relation to legal advice only, this number does not include any contact regarding administration of the file or assistance. FCLC represented 438 clients in court, and 282 duty court representations for clients at the Fremantle Magistrate's Court.

The staff delivered 45 community legal education sessions to various organisations and engaged in 36 projects which included networking, making and commenting on law reform issues and supporting the development of policy for law reform.

The family violence solicitor, a role funded by the City provided 465 advices; assisted 60 people at duty court and opened 71 cases in the financial year.

FREMANTLE LEISURE CENTRE AND SAMSON RECREATION CENTRE

A total of 503,949 people visited the leisure centre during 2020–21, a decrease of 858 from the previous year.

The leisure centre monthly membership base is averaging 1271 members with a renewal retention rate averaging 51.15% which is considered average in the health and fitness industry.

The swim school operates a perpetual learn to swim program for under and over five-year-old children and a term-based program for aqua babies. The program caters for 16-week-old babies through to adults, as well as an access and inclusion learn to swim program. The monthly average of enrolments for 2020–21 was 1,493, with the school age squad program attracting an average of 198 swimmers per month. This was an increase in both programs from the previous year.

Samson Recreation Centre had a total of 10,021 people participate in programs including netball, badminton and

yoga. In addition, approximately 26 regular community groups hired the recreation facility each month totalling 1,369 sessions including some one-off casual bookings.

Samson Recreation Centre also supports an in-kind hall space for a disability and inclusion program where there have been 208 participants throughout the year. In addition, tennis bookings were at 177 sessions for the year.

Each year, the leisure centre conducts a customer satisfaction survey. A total of 591 surveys were completed by members, swim program clients and multi-visit pass holders. The survey is divided into four main sections—services / experiencing concerns / overall satisfaction and usage and demographic profile.

The overall customer satisfaction score received was 85.6% which is a decrease of 7% from previous year.

This can be attributed to the closures during the year due to COVID-19 regulations and other impacts.

ARTS AND CULTURE

City of Fremantle recognises arts and culture as a key contributor to the liveability, identity and quality of life in our city. As such the City supports arts and culture via: Fremantle Arts Centre, a multi-genre facility open seven days a week; Moores Building of Contemporary Art, offering affordable gallery space for hire; an artist studio program; City produced festivals including Fremantle International Street Arts Festival, Heritage Festival, Hidden Treasures Winter Music Series, Fremantle Festival—10 Nights in Port; arts grants; and public art.

FREMANTLE ARTS CENTRE

Overview

Fremantle Arts Centre (FAC) is the City of Fremantle's premier multidisciplinary contemporary arts hub, celebrated for its innovation, culture and creativity.

In 2020–21, FAC entered a new era with internationally renowned arts leader Anna Reece appointed as Director in April. Anna brings her innovative, strategic and dynamic leadership style to FAC, with over 15 years' experience across the Australian not-for-profit arts and cultural sectors, with a focus in major multi-arts festivals.

FAC also welcomed a new nationally celebrated Visual Arts Curator—Glenn Iseger-Pilkington—in June 2021. Renowned for his deep respect and curiosity for artists, Glenn—a Nhandu and Nyoongar man—brings 15 years' experience working with First Nations artists across Australia and has held positions across state galleries and museums developing collections, exhibitions and engagement frameworks nationally and abroad. His appointment to the head curatorial role positions FAC at the forefront of the arts sector nationally.

OUR SERVICES

Together, Reece and Iseger-Pilkington, in consultation with community, developed a unique and heartfelt Acknowledgement of Country, specific to FAC. This acknowledgement grounds everyone who visits FAC—either in person or online—and as such the statement has been installed at FAC’s entrance and prominently displayed on its website.

FAC was delighted to assist in the editioning of a standout artwork in the 2021 Revealed Exhibition—Amanda Bell’s *From our lip, mouths, throats and belly*. As a result, the work was acquired by the Art Gallery of Western Australia, the City of Fremantle Public Art Collection and Despina and Marcus Canning AM, a momentous achievement for the Bunbury-based emerging artist. The City of Fremantle edition of the work was installed in FAC’s grounds and will be on permanent display.

The challenges of COVID19 persisted in 2020–21, with FAC remaining nimble and responsive to ensure minimal service disruption for our community.

In addition to City of Fremantle, in 2020–21 FAC continued to enjoy financial support from the Western Australian State Government via the Department of Local Government, Sport and Cultural Industries, as well as an enduring partnership with the Fremantle Community Bank Branch of Bendigo Bank.

2020–21 PROGRAM

VISUAL ARTS

| Program/Event | Date | Attendance | Free or paid | No. Artists Engaged |
|---|---------------------------------|---------------|--------------|---------------------|
| Panacea: The City of Fremantle Art Collection and response to COVID19 | Fri 31 Jul–Sun 20 Sep 2020 | 11,985 | Free | 70 |
| Bodywork | Fri 25 Sep–Sun 22 Nov 2020 | 9948 | Free | 3 |
| Design Freo: Object, Space, Place | Fri 27 Nov 2020–Sun 24 Jan 2021 | 7659 | Free | 9 |
| A Forest of Hooks and Nails | Wed 3 Feb–Sun 14 Mar 2021 | 6961 | Free | 10 |
| Revealed Exhibition: New and Emerging WA Aboriginal Artists | Thu 25 Mar–Sun 23 May 2021 | 16,513 | Free | 100 |
| Straight Outta Wilurarra | Thu 25 Mar–Sun 23 May 2021 | 13,918 | Free | 7 |
| Fremantle Arts Centre Print Award | Fri 28 May–Sun 18 Jul 2021 | 7282 | Free | 54 |
| Deanna Hitti: Object of the Game | Fri 28 May–Sun 18 Jul 2021 | 6194 | Free | 1 |
| TOTAL | | 80,460 | | 254 |



OUR SERVICES

Music + Special events

| Program/Event | Date | Attendance | Free or paid | No. Artists Engaged |
|---|-----------------------------------|------------------------------|--------------|---------------------|
| Gallery Sessions (4 concerts) | Thursday evenings 6–27 Aug 2020 | 400 (100 capacity per show) | Paid | 8 |
| Sunday Music | Weekly Oct 20–Mar 21 | 17,356 | Free | 123 |
| Yoga in the Galleries (Bodywork public program) | Tuesday evenings 3–17 Nov 2020 | 45 | Free | 1 |
| Vikki Thorn | Fri 20 Nov 2020 | 570 (reduced COVID capacity) | Paid | 4 |
| Bazaar | Fri 4–Sun 6 Dec 2020 | 13,226 | Paid | 55 |
| Barefaced Stories | Thu 17 Dec 2020 + Fri 26 Feb 2021 | 449 | Paid | 12 |
| New Year's Eve with Spacey Jane | Thu 31 Dec 2020 | 1550 | Paid | 5 |
| New Year's Day Concert | Fri 1 Jan 2021 | 595 | Paid | 5 |
| Karnivool | Fri 12–Sat 13 Mar 2021 | 2704 | Paid | 1 |
| Defying Gravity | Fri 19 Mar 2021 | 388 | Paid | 4 |
| King Gizzard and the Lizard Wizard | Thu 1 Apr 2021 | 1641 | Paid | 6 |
| Spacey Jane | Wed 12–Thu 13 May 2021 | 3297 | Paid | 1 |
| TOTAL | | 32,046 | | 225 |

Learning

| Program/Event | Date | Attendance | Free or paid | No. Artists Engaged |
|---------------|---|--------------|--------------|---------------------|
| Kids' Courses | 10 days, every School Holidays | 2071 | Paid | 66 |
| Adult Courses | 4 terms per year: weekdays, nights and weekends | 3647 | Paid | 180 |
| TOTAL | | 5,718 | | 246 |

Revealed

| Program/Event | Date | Attendance | Free or paid | No. Artists Engaged |
|---|----------------------------|------------|---|---------------------------------------|
| Revealed Exhibition: New and Emerging WA Aboriginal Artists | Thu 25 Mar–Sun 23 May 2021 | 16,513 | Free | 100 |
| Revealed Art Market (online event) | Mon 29 Mar–Thu 1 Apr 2021 | 15,778 | Free to attend/view Artworks could be purchased | 21 Art Centres; 4 independent artists |

OUR SERVICES

| Program/Event | Date | Attendance | Free or paid | No. Artists Engaged |
|---------------|------|---------------|--------------|---------------------|
| TOTAL | | 32,291 | | 246 |

Family events

| Program/Event | Date | Attendance | Free or paid | No. Artists Engaged |
|-------------------|----------------------------|--------------------------------|--------------|---------------------|
| Buster | Weekly during school terms | 11,500 Av. 150 ppl per week | Free | N/A |
| Friday Story Time | Weekly | 2600 Av. 50 ppl per week | Free | N/A |
| TOTAL | | 14,100 | | 246 |

FOUND

| Program/Event | Date | Attendance | Free or paid | No. Artists Engaged |
|----------------------|------------|------------------------------|--------------|---------------------|
| FOUND (retail store) | Year-round | Gross turnover \$686,000+ | Paid | 200 |
| TOTAL | | \$686,000 | | 200 |

TOTAL ATTENDANCE

The programs listed above attracted 164,615 visitors and supported 1050 artists.

When incorporating visitors to unmeasured programs across events, learning and visual arts, and people enjoying our precinct, overall visitation in 2020–21 is estimated to exceed 500,000.

REVEALED 2021 SNAPSHOT

The 2021 Revealed Program held at Fremantle Arts Centre this year in March was a highly successful series of events and programming, measured by participant and visitor feedback, KPIs, sales and visitation. The Revealed 2021 Program was carefully tailored to address the needs of Western Australian Aboriginal Art Centres and independent emerging artists from across the state. It responded to feedback gathered from previous years, along with substantial input from the Revealed Advisory Group and discussions with experts and organisations across the sector.

In 2020, due to the COVID-19 pandemic, several elements of the Revealed program had to be cancelled at the last minute, including the Art Market, Exhibition opening event and the onsite Professional Development program. The 2020 exhibition was eventually installed, and sales were moved online, with the exhibition opening to the public once restrictions were lifted and FAC was able to reopen.

Following this disappointment and substantial loss of revenue for Art Centres, measures were taken in 2021 to ensure the Art Market could proceed as an online event to remove the risk of cancellation and loss of the critical revenue it raises for WA Art Centres.

Despite experiencing some continued challenges in 2021, FAC managed to continue to grow Revealed's scale, capacity and impact. This growth demonstrated by the following increases:

- 19.5% increase in exhibition sales (From 50% in 2019, 67% in 2020 to 86.5% in 2021)
- 15% increase in independent artists participating in the exhibition (12–2019, 13 –2020, 15–2021)
- 218% increase in Market reach and awareness—15,778 online visitors in 2021 vs. 4,958 in person visitors in 2019.

OUR SERVICES

- 2021 visitation rates were equal to that of the 2019 exhibition even with COVID hesitancy and intermittent capacity restrictions.

The success of the 2021 program is also evident via the strong satisfaction levels recorded in survey responses by professional development program participants regarding the content, format, organisation, communication, event planning and layout. The public response was similarly positive, with Culture Counts dimension scoring high—Authenticity rated at 89% and Local Impact at 92%.

2021 KEY OUTCOMES

- Total exhibition artwork sales of almost \$165,000—more than in any previous year and \$31,000 more than 2020
- Exhibition sales were made available online and in person, reaching buyers from across Australia and internationally including the US, UK, New Zealand, France, Hong Kong, Italy, Germany, South Korea, Netherlands. With sales made by buyers in the US and UK. (27,787 visits to Revealed Exhibition pages).
- Successful transition to an Online Art Market for the first time, with 21 art centres and 3 independent artists participating. This created a 218% increase in the Art Market reach by going online—from 4,958(in-person) in 2019 to 15,778 (online) in 2021. The first-time online event secured significant traffic from outside WA. It was visited by users in all states of Australia as well as the internationally from the US, New Zealand, UK, South Korea, Hong Kong, Netherlands, France, China and more. The length of the Market was also extended to run over four days for the first time, four times as long as 2019's in-person market.
- PD Workshops and talks—even with many art centres artists not being able to travel due to COVID risk. We were still able to exceed our KPIs with 17 staff and 33 Artists from Art Centres attend, as well as 27 Independent artists, a total of 80 participants.

REVEALED 2021 ADVISORY GROUP

The advisory group have provided extensive input to the Revealed 2021 program and direction on all key decisions including endorsing the Art Market going online. The Revealed Advisory Group for Revealed 2021 comprised of:

Chad Creighton—CEO, AACHWA

Glenn Iseger-Pilkington—Independent Consultant and Curator

Esther (Kickett) McDowell—Independent Artist and Facilitator

EXHIBITION

This year the Revealed Exhibition was presented across almost all the FAC Galleries, (apart from Kathleen O'Connor Gallery which hosted the companion exhibition *Straight Outta Willurarra*). Revealed was exhibited in all South Wing galleries including the Kids Corner gallery, the North wing galleries including Collections Gallery, North corridors, and the reception area. This is the largest area ever used for the exhibition and provided a sense of prestige to the show. This year, 282 artworks by 101 artists were shown in the exhibition.

The exhibition period of 59 days attracted a total audience of 16,512, at a daily average of 279. The exhibition generated \$165,000 in sales, \$30,000 more than in 2020 and the largest exhibition net sales in the history of Revealed.

An interactive 3D virtual tour of the exhibition was again commissioned, preserving an experiential record of the show.

Exhibition Virtual tour: <https://my.matterport.com/show/?m=qn2kWKPCoue>

Exhibition catalogue: https://issuu.com/fremantleartscentre/docs/revealed_2021_catalogue_26_mar_updates

Exhibition web page: <https://www.fac.org.au/whats-on/post/revealed-exhibition-2021-new-and-emerging-wa-aboriginal-artists/>

Photo album—Exhibition opening: <https://www.facebook.com/media/set/?vanity=fremantleartscentre&set=a.10160879021268266>

Sales and Visitation 2021

| | |
|------------------------------|--|
| Total Revenue | \$164,789.00 |
| Average Spend | \$819.84 |
| Percent of works sold | 86.5% sold (compared to 50% in 2019 and 67% in 2020) |

282 artworks were exhibited; 281 of these artworks were available for sale; 243 artworks were sold to 201 buyers. New this year were 2 art centres and 1 independent artist offering editioned prints of 17 of their exhibited works. 92 prints in addition to the exhibited work were available to buy 56 prints were sold. 101 Aboriginal artists from WA exhibited their work in Revealed; 15 of these were independent artists 79 artists sold at least one of their artworks.

32 arts centres participated in Revealed and all sold at least one artwork apart from 1 (Tjurkurba).

Of 282 artwork sales, 115 sales were made on opening night. 182 of sales (64.5% total sales) were made in the first six days of the exhibition opening.

214 artworks were sold to independent buyers in the Perth area. 12 were sold to DLGSC. 12 were sold to buyers in regional WA. 13 were sold to eastern states buyers including an Art collector in NSW, 2 to US and 3 to UK buyers.

70 at the artist preview lunch

1084 attended the exhibition opening

832 at the Sunday Music / Red Sand Beat Band event.

65 at Artist Talks

| | |
|--|----------|
| Revealed Exhibition Sales Opening Night | \$67,237 |
| Revealed sales Fri-Mon (first weekend) | \$37,393 |

ONLINE ART MARKET**Overview**

| | |
|--------------------------|------------------------------------|
| Total Revenue | \$362,409.10 |
| No. Artworks Sold | 778 |
| No. Orders | 555 |
| Average Spend | \$652.99 |
| No. Visitors | 15,778 (compared to 4,958 in 2019) |
| WA Buyers | 74% (578) |
| Interstate Buyers | 24% (185) |
| Overseas Buyers | 2% (15) |

- 24 participants took part in the inaugural online Revealed Art Market—21 art centres and 3 independent artists. The independent artists were Diversity Aboriginal Art (Rebecca Reid), Crawlin Crocodile (Tyrown Waigana) and Ken Farmer Art.
- 1748 artworks were uploaded to the market platform, with 778 (45%) sold over the three-day event.
- Total revenue for the market was \$362,409.10.
- 15,778 unique users visited the Revealed Art Market website while the marketplace was open (Mon 29 Mar–Thu 1 Apr).
- 555 orders were placed, equating to an average spend of \$652.99 per customer and \$22.97 per head.

Following a national marketing campaign, the online Revealed Art Market attracted significant visitation from outside WA. 74% of orders placed were from buyers in Western Australia; 24% were from interstate—all states of Australia were represented; and 2% of buyers were from overseas. Countries include: United Kingdom, US, Canada, United Arab Emirates, France and Germany.

GOING ONLINE

This year marked the first online Revealed Art Market, requiring the development of a comprehensive multi-vendor marketplace website in collaboration with Darwin Aboriginal Art Fair Foundation using the revealed.net.au domain. This ensured the market event could go ahead despite the ongoing uncertainty and restrictions in place due to COVID-19.

Revealed Market website: <https://revealed.net.au/>

Art Market web page (FAC site): <https://www.fac.org.au/whats-on/post/revealed-wa-aboriginal-art-market-2021-online-event/>

Social media hashtag #FACRevealed: <https://www.instagram.com/explore/tags/facrevealed/>

MARKETING AND PROMOTION

Overview

The 2021 Revealed marketing campaign built on the event's outstanding local reputation and brand awareness amongst Perth audiences, amplifying Revealed's status as an event of national significance.

The introduction of the online, multi-day Revealed WA Aboriginal Art Market required a significant shift in marketing strategy, pivoting from a local awareness campaign to a targeted and predominantly digital national campaign.

RESULTS

- Revealed Market sales of \$362,409.10
- Revealed Exhibition sales of \$165,000
- 27,787 visits to Revealed pages on the FAC website
- 15,778 visitors to revealed.net.au (i.e. the Revealed WA Aboriginal Art Market)
- 15,901 visitors to the Revealed Exhibition, including 1,084 on opening night
- Reach of 512,600 for the Revealed WA Aboriginal Art Market event on Facebook
- Reach of 37,200 for the Revealed Exhibition opening event on Facebook
- Over 14,000 people engaged with Revealed content on FAC's Facebook page, which was viewed by 227,457 people
- Over 16,000 people engaged with Revealed content on FAC's Instagram page, which was viewed by 142,433 people
- 13,916 views of the online Revealed Exhibition catalogue

- 3,784 sign-ups for first access to the Revealed Art Market
- The Revealed Market site was visited by users in all states of Australia as well as the US, New Zealand, UK, South Korea, Hong Kong, Netherlands, France, China and more.
- The Revealed online catalogue was read by users all over Australia and the US, UK, New Zealand, France, Hong Kong, Italy, Germany, South Korea, Netherlands and more.

FESTIVALS

The City of Fremantle presents four major festivals each year. COF produces Festivals to ensure Fremantle is recognised for its festivals and street life, in recognition of the social, cultural and economic value this brings to Fremantle.

The festivals are programmed working with artists, cultural leaders, community presenters, local businesses and organisations. Engagement is enabled across live events, multi arts platforms, environmental immersions and site-specific encounters. The festival programs are designed to encourage discovery and celebration. The program is informed by a sense of place and the undeniable uniqueness of this port city.

COVID-19 has stood out in 2020 and 2021 and the disruption it has caused to the world and its people. The arts and cultural industries have experienced and will continue to experience huge disruption from the impacts of COVID-19. The City, as does the wider industry, recognises creative activity as crucial to the recovery of industry and social fabric of Fremantle.

In 2020 the City had to cancel two of its major festivals and adapted its delivery models to enable continued success in the live event sector.

FREMANTLE FESTIVAL: 10 NIGHTS IN PORT

Fremantle Festival, the longest running community festival in Australia, reincarnated as 10 Nights in Port, was cancelled in 2020 the festival was fully programmed for delivery in July but was canceled due to COVID-19 restrictions.

The full program had over 150 events over 10 nights. The event thrives on positive relationships with the local artists, businesses and Fremantle organisations. In 2020 the festival had established over 19 organisational partnerships.

Creative developments took priority in 2020–21 and enabled the capacity building of artists across diverse projects including visual arts and performing arts.

OUR SERVICES

These projects were ambitious and involved emerging and established creatives and community. Each project celebrates Fremantle people and responds to different identities and stories.

HIDDEN TREASURES

Hidden Treasures, the winter music series in Fremantle's historic West End adapted its delivery in 2020 to work with COVID-19 restrictions. The live delivery was delayed by two months due to the 2020 lockdown and was successfully delivered in September.

It was a sell out event that introduced new systems and processes to present a safe environment for all audiences, artists, contractors and staff. The program attracted its loyal following over four Thursday nights in September. The program featured over 240 artists across 5 venues, the restricted delivery impacted crowds slightly, over 3000 people, but retained high quality delivery and diverse performances.

The music series was especially treasured this year as the live music industry had suffered greatly due to the COVID-19 restrictions. The value and importance of live music connection was reinforced through the positive feedback of audiences and artists. It was successfully featured through media and social media channels.

FREMANTLE INTERNATIONAL STREET ARTS FESTIVAL

Further to the cancellation of FISAF 2021 due to COVID-19 restrictions, the Festivals team created new programming to ensure the Street Arts Festival Program continues to contribute to Fremantle's art and culture.

The festival team changed the operational model and vision to adapt to conditions and maximise continued quality experience that reinforces the Street Arts Festival philosophy to directly engage the whole community in quality art experiences. Key projects were developed which deliver social, cultural and economic benefit to the community.

Fremantle's creative industry, local venues and artists will be engaged to deliver the projects supporting creative and economic recovery. Children and young people as well our diverse community were also the focus of the engagement and developments.

HERITAGE FESTIVAL

The Fremantle Heritage successfully featured in the Australian Heritage Festival in 2021.

Over 50 events took place over 5 weeks from April to May—the diverse program celebrated cultural exchanges, local industry, local people, old crafts, historical buildings, cultural dance forms, songs, artforms and environment.

The program was broadened to welcome new audiences into Fremantle and to promote and recognize the depth of Fremantle and its people.

The festival had over 88 producers and partners to deliver the 2021 festival including local businesses, venue partners, artists, community, cultural leaders, presenters and organisations. Over 2400 people attended the live programs of the festival and a successful marketing campaign resulted in online and television audiences.

All events were adapted to work with COVID-19 restrictions and it should be noted that a lockdown took place for one week during the festival resulting in some cancellations and reduced audience.

EVENTS

The City's events team produces a portfolio of annual events, manages event approvals across the City, manages the event sponsorship program, and the activation of bookable spaces. The team also delivers citizenship ceremonies for new citizens, the citizen of the year awards and the City's street activation program.

The team worked with 76 external events across the year which attracted almost 150,000 people to Fremantle and supported 21 community events through the City's event sponsorship program.

Across July 2020, August 2020, September 2020 and May 2021, events were cancelled as a result of COVID lockdowns and ongoing restrictions. Despite this, the City still hosted 26 more events than the previous year. The Esplanade Reserve was the most popular event venue, closely followed by Paddy Troy Mall in the CBD.

Between November and April, the team delivered Remembrance Day, Carols by Candlelight, and Anzac Day events, along with the season highlight, the WAFL Grand Final which attracted more than 10,000 attendees.

The City welcomed 234 new citizens with the UK being the most popular country of origin with 77 conferees.

COMMUNICATIONS AND MEDIA

The City communicates with its residents, stakeholders and the community about services and events within the City via a range of mediums including publications, newsletters, website and social media.

PUBLICATIONS

The City produced a wide range of publications which included:

- The Annual Report 2020–21
- A range of media releases and statements on the City's website, social media and in the Fremantle

Herald, Community News and in the West Australian and The Sunday Times

- *FRE-OHI*, a 36-page magazine distributed to residents and businesses in the City of Fremantle
- Freo Weekly, a weekly newsletter delivered via email to subscribers in the City of Fremantle and all over the world
- Budget and rates booklet, a 12-page newsletter distributed to households and businesses

CITY OF FREMANTLE WEBSITE

The website is a vital communication tool for providing the community with information on the City, its services and events, as well providing a portal for certain online payments and other transactions.

The City's website was an important source of information and connection throughout the COVID-19 periods of lockdown, providing news alerts and service updates.

SOCIAL MEDIA

The City's social media platforms continued to provide an engaging way for the City's residents and visitors to connect with the City and other community members. Facebook is the most popular social media tool for engagement and the City now has more than 25,000 followers.

FREMANTLE VISITOR CENTRE

Visitor numbers from 1 July 2020 to 30 June 2021 were 26,434. This was a big drop from previously financial years, with the closure of WA borders to interstate and international visitors having a major impact. By comparison, there were 58,411 visitors in 2019–20 and 65,000 in 2018–19. July was the busiest month with 7720 people visiting Fremantle, many to take part in the school holiday Lego promotion. The City ran a range of other holiday activations including superheroes, a time travel adventure trail and 'Funmantle' which attracted people from across the Perth metropolitan area. The visitor centre staff and volunteers assisted with these activations.

The impact of the COVID-19 pandemic was particularly significant, prompting the centre to close during Perth lockdowns in February, April and June 2021.

The City hosted a Thank a Volunteer event in December 2020 and maintained its roving volunteer program on Thursdays and Fridays.

LIFELONG LEARNING AND FREMANTLE LIBRARY

The Fremantle Library, Toy Library and The Meeting Place rebounded quickly from the challenges presented by COVID-19 and were bringing people into these our spaces and meeting them in community to learn, discover and have fun. The collection was expanded in preparation for the move to the new library, and programs addressed community need identified after the pandemic.

The Library had a total of 93,880 visitors over the past year, with 33,280 memberships. Library staff handled more than 25,000 enquiries with the top five received were regarding circulation and loans, printing/ photocopying/scanning, public computers, self-service machines and directions to a landmark or place.

In September 2020 the City, in partnership with St Patrick's Community Support Centre (St Pat's), implemented the Library Connect project. The first of its kind in WA and only the second in Australia, this groundbreaking program embeds a community support worker at Fremantle Library to connect with people experiencing hardship (including people experiencing homelessness or at risk of homelessness). The support worker's role is to provide initial support, connection and referrals to other services, and emergency relief. This project has been extremely valuable in supporting community members through the impacts of the COVID-19 pandemic. Over the first 12 months of the Library Connect Project, the support worker helped 556 clients with more than two thirds being women and almost half from Aboriginal backgrounds or born overseas.

In May 2021, the Library Connect program won a prestigious Library Board Award for Innovation and Excellence in the library sector.

Ahead of the move to the new library at the Walyalup Civic Centre, additional funding of \$52,500 has been provided to increase and update the collection. The Team Leader of Operations is working with providers to ensure an appropriate and highly engaging collection is provided upon opening of the new library. The Library collection has increased by 1880 items and now contains 28,133 loanable items.

The Fremantle History Centre has received and completed more than 700 enquiries in the financial year, with the most popular subject of enquiry being family history. Preparation was also underway for the move to the Walyalup Civic Centre, with content being developed for the centre's brand new 65" surface screen. The screen will host and display digitised historical maps, panoramas and photographs of Fremantle and East Fremantle and be available for community to explore the collection independently.

Programming was developed in response to several community needs identified or exacerbated by the COVID-19 pandemic. These were addressing the digital divide and increasing access to information regards to legal rights and responsibilities. Tech Help For All Sessions helping mainly over 55s to use laptop and tablet devices were aimed at absolute beginners and devices were provided for those who were unable to bring their own. Volunteer run 1:1 Tech Help sessions continued to run throughout the period and 108 hours of volunteer assistance was delivered to community members.

Fremantle Library also partnered with the Fremantle Community Legal Centre to develop a series of legal information sessions to aid community members' knowledge of legal rights and inform them of the extra support and help available in times of need. Subjects covered were Centrelink, Tenancy Rights and Financial Support. Lawyers, advocates and experts from the Fremantle Community Legal Centre presented on these subjects and were available to refer attendees for further help and questions.

LibraryCraft continued to be a valuable program, especially during lockdowns and school holidays, and grew to 285 registered players averaging over 1000 hours of play per month on average. Players are engaged through STEM themed monthly competitions.

Buster continues to deliver wonderful early learning opportunities for Fremantle families, and 2021 saw two new Buster sessions introduced: Buster Bubs for parents with babies under 1 and Buster Sensory for children or carers with sensory issues. These sessions were widely accessed with the Bubs and Sensory sessions booking out.

In January 2021, the Freo Toy Library held an open day in conjunction with the Fremantle PCYC. Over 300 people attended the event, including then-Fremantle Mayor Brad Pettitt. The event was opened with a Welcome to Country by local elder Aunty Marie and a smoking ceremony and community enjoyed sports displays, drumming performance, magic, face-painting, police horses and a local school band for entertainment.

The LEGO Club has continued to attract plenty of new young local LEGO enthusiasts and has been expanded to include some challenges, winners of which will be on display in the Toy Library.

In May 2021, the last social group returned to the The Meeting Place after the pandemic, with the centre reaching and exceeding both program and room hire income for the year.

COMMUNITY DEVELOPMENT

FREMANTLE COMMUNITY SUPPORT MAP

- Partnered with Homeless Healthcare to deliver an accessible map of outreach service providers located centrally in Fremantle for people requiring crisis support.
- COVID Community Recovery Plan
- Achieved all actions in the endorsed plan and maintained evaluation through regular internal reporting meetings.

ABORIGINAL ENGAGEMENT

During 2020–21, the City of Fremantle through its Aboriginal Engagement program:

- Celebrated One Day Smoking Ceremony at Bathers Beach including cultural activities
- Continued Walyalup Reconciliation Action Plan working group and Elders group
- Continued Walyalup Reconciliation Action Plan (WRAP) 2019–22 (106 deliverables) and provided annual update to Reconciliation Australia
- 4 WRAP Champion meetings held in line with Nyoongar seasons (1 Birak, 1 Bunuru, 1 Djilba, 1 Djeran)
- WALGA Aboriginal Reconciliation Forum presentation on the process in regards to renaming of Walyalup Koort
- Developed internal communication project 'Nyoongar word of the week', introducing staff to the words utilised in Walyalup Civic Centre's meeting rooms
- Partnered with CANWA on the Place-Naming Project, Walyalup Mapping Project
- Collaborated with Notre Dame, Curtin University in the delivery of the Walyalup Cultural Mapping exercise with Elders
- Held a NAIDOC Week event at Fremantle PCYC
- Inaugural Sealín Garlett Award awarded posthumously to Marie Thorne
- Celebrated significant Aboriginal and Torres Strait Islander dates (Children's Day, NAIDOC, Reconciliation Week, Sorry Day, Mabo Day etc)
- Cultural Awareness Training Sessions for staff

SPORTS AND RECREATION

In club development, the City:

- Provided \$900 in Sports Assistance funding—reduced due to COVID restrictions on travel
- Managed the successful Department of Sport and Recreation, KidSports grant program
- Delivered Club Renovation Toolkit with five local clubs participating
- Delivered Grants and Funding workshop with five local clubs participating
- Provided club-specific First Aid Course
- Provided ongoing support for club committees and volunteers alerting them to training and grant opportunities
- Completion of Annual Club Survey with clubs to discuss issues and needs.
- Participated in the Inclusion Solutions BICWA program

HEALTH AND WELLBEING

The City of Fremantle's Health and Wellbeing program:

- Partnered with Imagined Future's Alliance Against Depression to deliver a World Mental Health Day
- Collaborated with Fremantle Hospital to facilitate R U OK day event
- Delivered ongoing quarterly programming including group exercises and 'Have a Go' workshops
- Partnered with Mentally Healthy WA to promote the Act-Belong-Commit message
- Promoted improved cycle ways and encouraged skill development in beginner riders through Bike Week and Bike Month Activities

YOUTH

Key actions in the area of Youth in 2020–21 included:

- Fremantle Youth Network reconvened post COVID to plan regular meetings, programming and talks
- FYN steered and assisted in codesigning the pilot Youth Lounge 4 week Program
- FYN meeting and screen printing workshops held at Fremantle Arts Centre

- School holiday programs delivered at the EYP and Booyembarra Park. Including, skate, scooter, parkour, yoga, employment workshops
- 2021 Citizenship Ceremony—2 x FYN members awarded Youth Citizen of the Year awards
- Participated in interagency youth meetings with local service providers and key stakeholders
- Hosted Cockburn, Melville, Fremantle (CMF) meetings
- Attended Imagined Futures Youth Working Group

POSITIVE AGEING

In regard to support for positive ageing, the City was responsible for:

- Continual reporting of the Age Friendly City Plan 2019–24 which guides a broad range of initiatives over a five year period
- Neighbour to Neighbour evaluation project: impact on the organisation and community, Curtin Uni social work student, partnership with Tuart Place Supporting Elders and the Events team to deliver One Day 2021 cultural activities and raise respect for Aboriginal people and communities
- Coordinating a range of low cost or free activities via Come and Try programs.
- Aiming to decrease loneliness, increase social participation and volunteering, by supporting the activation of the Wanjoo Lounge
- Supervising and providing professional development for over 55s volunteers to share their skills, knowledge and maintain welcoming opportunities to be involved in the wider community
- Providing opportunities for intergenerational and cross-cultural activities and projects.
- Improving communication on relevant services and opportunities for people over the age of 55
- Homelessness Campaign—and online donation drive to support vulnerable people resulted in \$370 cash vouchers given to local service providers plus \$940 cash to St Patricks Community Centre
- Received grants from to the Department of Community to deliver age-friendly initiatives. For example, Converging Stories, Together Again Café
- Received BeConnect Funding to deliver workshops to increase digital literacy for older people in the community

OUR SERVICES

- Engagement with seniors and carers, such as the Memory Café to discuss issues around dementia and increasing peer support opportunities
- Continuing the City's membership to the World Health Organisation Age Friendly City Global Network

VOLUNTEERING

- National Volunteer Week High Tea event held at Kidogo Art House, attended by 65 City volunteers. Promoted volunteering 5000 bookmarks printed featuring 5 volunteers from around Fremantle to promote the benefits of volunteering. Distributed to key outlets and book shops
- Australia's Biggest Morning Tea, 60 in attendance
- Promotion of volunteering opportunities through the management of the Volunteer Fremantle Facebook Page
- Managed volunteers and requests for help through the Neighbour to Neighbour program during the two imposed snap lockdowns and state government imposed restrictions
- Completed 65 welfare checks through Neighbour to Neighbour
- Delivered Friend in Need workshops with Anglicare
- Presented the Neighbour to Neighbour program to local government networking group
- City won the State Resilience Award, for Neighbour to Neighbour
- WACC
- Delivered a total 59 activities through the Nyoongar seasonal programming
- Engaged 17 facilitators



Youth skate workshops at the EYP



Volunteer Week High Tea

STRATEGIC PLANNING AND PROJECTS

The City continues with the development of plans and projects designed to give practical effect to the continued evolution and improvement of Fremantle.

During the year:

1. Fremantle Oval Masterplan was approved
2. The Heart of Beaconsfield Masterplan was approved
3. A program of planning initiatives to support COVID recovery was established and pursued
4. The City worked with the Department of Transport in reviewing planning for the Fremantle Boat Harbours (including the Fishing Boat Harbour)
5. A review of the CAT bus service was undertaken
6. The Climate Change Adaption Plan was reviewed and updated
7. A Water Conservation and Efficiency Plan was developed
8. A review of the One Planet Strategy was completed and a new framework and action plan (which better integrate with Council's corporate planning processes) was adopted
9. 4 planning scheme amendments were processed
10. 11 Local Planning Policies were reviewed
11. The City was successful in obtaining a grant from Department of Planning, Lands and Heritage for assistance with the review of South Fremantle Heritage Area

The City continues to perform well in processing planning and building applications.

The following table summarises the volume of statutory planning and building work dealt with during the year. This workload increased in comparison with recent years.

1 July 2020 to 30 June 2021

| Development applications | |
|---|------------------------------|
| Development applications determined by the City | 19-20: 514 20-21: 648 |
| Development applications determined by the Joint Development Assessment Panel | 2019-20: 2 2020-21: 11 |
| Applications for extensions of time of planning approvals | 2019-20: 4 2020-21: 1 |
| Applications for variations to previous planning approvals | 2019-20: 44 2020-21: 40 |
| Liquor licence Section 39 and Section 40 applications | 2019-20: 16 2020-21: 13 |
| Subdivision applications referred to the City for comment | 2019-20: 52 2020-21: 45 |
| Building permits issued by the City | 2019-20: 546 2020-21: 623 |

Development applications determined included the following major development proposals:

- 84 Collick Street, Hilton—10 multiple dwellings (aged and dependent persons dwellings) and hospital (high care facility) - \$19 million
- 19–21 McCabe Street, North Fremantle—Eight-storey mixed use development (multiple dwellings, grouped dwellings, shop and restaurant) —\$60 million
- 76 Knutsford Street, Fremantle—Five-storey mixed use development (multiple dwellings and a restaurant) —single-storey shop, restaurant and liquor store \$10.5 million
- 285 South Street, Hilton—\$10 million
- 11 Freeman Loop, North Fremantle—Six-storey mixed use development with basement—\$10 million
- 8 Queen Victoria Street, Fremantle—Seven-storey multiple dwelling and shop development—\$16 million
- 22 Strang Street, Beaconsfield—25 grouped dwellings—\$6 million

Building permits issued included the following major development proposals:

- 29 Wood Street, Fremantle—residential, commercial and carpark development—\$3.9 million
- 119 Hope Street, White Gum Valley—Stage 1 residential development (apartments, townhouses) —\$3 million
- 76 Knutsford Street, Fremantle—Five-storey mixed use development—\$11.5 million
- 38 Holdsworth Street, Fremantle—Three-storey mixed use building—\$1.3 million

KEY STRATEGY INITIATIVES

FREMANTLE OVAL

The City developed a masterplan for the Fremantle Oval precinct to help guide the future planning of the precinct. During the development of the plan, the State Government announced its preferred site for a new Police Headquarters is on the former Stan Reilly site, adjacent to the Oval. The masterplan now takes incorporates this proposal. In 2021–22, the City will further develop the plans for the Oval with the view to seeking funding commitments from national and state governments.

NEW TRAFFIC AND RAIL BRIDGE, NORTH FREMANTLE

In June 2021, the Council provided clear direction to the Swan River Crossing Alliance that the alignment should not proceed on the eastern side of existing bridge, as proposed by MRWA. The Council confirmed that it's preferred alignment was to the west of the existing bridge and also sought clarification on a number of other issues. The Council also acknowledged the involvement by the Minister for Transport to conduct a meaningful engagement process on the alignment and for indicating that the key strategic issues being raised by the Council will be addressed through a Future Fremantle Planning Committee.

KINGS SQUARE RENAMING—RECOGNISING WHADJUK NYOONGAR CULTURE

Following extensive engagement with the community, Kings Square was officially renamed Walyalup Koort—which broadly means Heart of Fremantle in Whadjuk Nyoongar. The decision was taken by council following a two-staged process of (a) asking the community to come up with ideas for naming, then (b) asking the community to express its preference for a preferred word(s).

In addition to the re-naming, the City is worked with artists Sharyn Egan and Simon Gilby in developing the concept for a Nyoongar artwork that will become the centrepiece of the public realm enhancements over time. Funding opportunities for this element will be pursued in 2021–22.

FREMANTLE PORT AND NORTH FREMANTLE INDUSTRIAL PRECINCT

The City has continued to work with the state government on planning around the future of Fremantle Port, and the implications of different scenarios. This requires consideration of a complex range of factors including social and

OUR SERVICES

economic impact, transport and traffic planning, environmental management and coastal planning. The work of the North Fremantle Industrial Precinct Advisory Group has now been referred to the Future of Fremantle Planning Committee.

ONE PLANET

After five years as an acknowledged international leader in One Planet Living, Fremantle Council reviewed and updated its One Planet Strategy to provide a clear pathway and priorities for the next half decade. The new approach consolidates the work the City has done in reducing carbon emissions and water use, and supporting meaningful, healthy happy lives, and integrates with One Planet framework with the City's routine corporate planning and service delivery programs, embedding the One Planet approach into the organisation. One Planet highlights include maintenance of carbon neutrality, increases in recycling and waste avoidance, advances in reconciliation and successful demonstration of sustainable development in the Knutsford 'Living Lab'.

INFRASTRUCTURE ENGINEERING

ROAD RENEWAL

Roads across the City had a facelift with over quarter of a million dollars in resurfacing and renewal works undertaken in 2020–21 (\$276,087). That's 10,889m² of road surface, or approximately 1,470 metres of roadway.

The road renewal program also included a trial treatment called 'microsurfacing' that saves money and the environment. The microsurfacing involves spraying a thin layer of bitumen emulsion with special additives and finely crushed stone on the existing pavement to replace some of the original qualities of the asphalt that are lost over time and form a protective seal on the road surface.

UNDERGROUND POWER—HILTON

In October 2020, the City signed a co-funding agreement with Western Power through their Network Renewal Undergrounding Pilot Scheme to replace the existing Western Power overhead infrastructure with underground infrastructure in our Hilton garden suburb. The project objectives include the provision of a safer and more reliable power supply whilst greatly enhancing the appearance of the street, allowing street trees to grow to their full height. Following Western Power's procurement process the project is expected to hit the ground in early 2022.

LED STREET LIGHTS

In April 2021, the City approved a project to replace more than 160 old Western Power street lights with modern, energy efficient LED lights. The project area includes the residential streets around Frank Gibson Park, bounded by High Street, Carrington Street, Marmion Street and East Street, as well as the streets around Cantonment Hill and between Fremantle Park and Queen Victoria Street. The new LED streetlights will help to make the streets safer for pedestrians, cyclists and motorists, and they're also a lot cheaper to run and maintain.

HIGH STREET AND STIRLING UPGRADE

While this is a Main Roads Western Australia road safety improvement project, the City continued to be actively involved with the design and delivery process throughout 2020–21, working collaboratively with both Main Roads WA and their nominated Design and Construct contractor 'Georgiou'. This provided a good opportunity for the City to have a positive input on a number of key project components, including but not limited to the Underpasses, the Public Art and also the Soft Landscaping.

The project also saw the creation of two new local Fremantle residential streets (formally affronting High Street) and following public consultation with our residents, the City supported the successful renaming of these streets through Landgate to 'Terrazzo Lane' (motivated by the Terrazzo tiles that inspired the Penny Bovell High Street artwork that was originally designed by the Italian migrant Scolaro family, who founded the Universal Tile Factory in nearby Blinco Street soon after they arrived in Fremantle in 1949) and 'Pulford Lane' (after Fanny Pulford who was the headmistress of the Fremantle Girls School on the corner of High and Queen Streets in 1867, which was the first government school in Fremantle).

FLEET REPLACEMENT

Following a one-year trial, the City decided to replace one of its pool cars with two electric scooters for use by staff in the City's fleet of pool vehicles.

FREMANTLE LOW SPEED ENVIRONMENT

In October 2020, Main Roads WA (MRWA) approved the City's application for reduced speed limits to the city centre and South Fremantle. In June 2021, following a community engagement and advertising campaign, MRWA completed the implementation of the City's new reduced speed limits. The project aims to improve all road users' safety and provide a long-term platform for the sustainable growth and prosperity of Fremantle as a key activity centre.

CBC CROSSING

In May 2021, the City installed a new guarded road crossing in front of Christian Brothers College. The crossing is a welcome new addition in improving road safety for pedestrians and students crossing High Street.

JACARANDA TREES

In October 2020, thirteen new jacaranda trees became a colourful feature of Fremantle's revitalised Walyalup Koort. In order to make room for them, the City made some minor adjustments to vehicle parking and partial widening of Adelaide Street. Shortly after being planted in Walyalup Koort, some of the new jacarandas did not disappoint by sharing their natural beauty through the blossoming of their magnificent purple blue flowers.

BEACH PARKING

During the 2020 winter, the City made improvements to the on-street parking of Bracks Street to provide more parking for visitors to Leighton and Port Beaches. The improvements also included the provision of a new informal road crossing of Port Beach Road and the expansion of the informal parking area next to Port Beach Access P1.

BICYCLE INFRASTRUCTURE IMPROVEMENTS

Improvements to the City's bicycle infrastructure this year included a by-pass lane to the Parry Street roundabout, the addition of riley kerbs, green paint, and bicycle awareness zone symbols for added protection/delineation for cyclists at multiple locations as well as the addition of bicycle parking on Marine Terrace, Leighton Beach Boulevard, Parry Street and South Terrace.

PRINCIPAL SHARED PATH EXPANSION PROGRAM

While this is a Department of Transport project, the City was actively involved with the design review process for Stage 3 of the Principal Shared Path (PSP) between Victoria Street and North Fremantle railway stations. This provided a good opportunity for the City to have a positive input on a number of key project components, including new informal road crossings of Curtin Avenue at the pedestrian footbridge and also Leighton Beach Boulevard, as well as the addition of improved street lighting on Curtin Avenue.

The extension of the Fremantle Railway Line PSP is a key priority of the Western Australian Bicycle Network Plan 2014–31. Upon completion, the PSP will provide a safe, connected and continuous path for people of all ages and abilities to ride between Perth and Fremantle.

FREMANTLE RECYCLE CENTRE

The Recycle Centre opposite the Fremantle Golf Course on Montreal Street has continued to grow and evolve in the past year to meet our residents' needs.

Our ability to accept more waste streams at the centre has been a large focus. We now offer a drop-off point for x-rays and toothbrushes as well.

For the financial year of 2020–21, we consistently welcomed more than 1000 people per month to the Recycle Centre. The total numbers were impacted due to COVID related closures.

Use of the Reuse Shop has continued to grow. Household furniture is popular with residents entrepreneurs. Through the shop the City diverted six tonnes of materials equating to \$11,794.

OUR SERVICES

| Recycling Centre Visitation | | | | | | | | | |
|-----------------------------|-------|---------------|------|------|------|----------|------|--------|--------|
| Jul 2020 | Aug | Sep | Oct | Nov | Dec | Jan 2021 | Feb* | March* | April* |
| 1351 | 1489 | 1333 | 1728 | 1625 | 1374 | 1974 | 1149 | 1281 | 1037 |
| May* | June* | Total | | | | | | | |
| 1149 | 1285 | 16,775 | | | | | | | |

*Visitation affected by COVID-19-related closures.

Materials by volume

| Materials | Total tonnes |
|---------------------------------|---------------|
| Mattresses | 16.75 |
| Whitegoods | 13.57 |
| Metal | 142.58 |
| Batteries-household | 1 |
| Batteries-lead | 10.37 |
| Gas bottles | 3.78 |
| Fire extinguishers | 0.75 |
| Fluro lighting | 0.47 |
| Cardboard | 54.56 |
| Recyclables (bottles, cans etc) | 21.57 |
| Polystyrene | 0.28 |
| Green waste | 296.67 |
| E-waste | 22.89 |
| Paint | 22.81 |
| Oil | 28.44 |
| Donation bins | 10.07 |
| Re-use shop | 6 |
| Waste (landfill) | 118.64 |
| Total tonnes collected | 859.72 |
| Total tonnes recovered | 773.71 |
| Recovery rate | 90% |

CONTAINERS FOR CHANGE

In October 2021, the City commenced operating a Containers for Change refund point, based at Fremantle Recycling Centre. In the first nine months of the program after a slow start and COVID restrictions, the City's refund point helped recycle the following volumes:

| Material | Aluminium | Glass | HDPE | LPB | PET Clear | PET Colour | Other | Steel | Total |
|----------|-----------|-----------|--------|--------|-----------|------------|-------|-------|-----------|
| Volume | 1,216,551 | 1,241,199 | 26,663 | 45,642 | 526,644 | 90,727 | 83 | 1,174 | 3,148,683 |
| Tonnes | 16.67 | 275.82 | 0.81 | 0.89 | 14.23 | 2.45 | 0.00 | 0.08 | 310.95 |

PARKS AND LANDSCAPING

COMMUNITY PLANTING DAYS

2021 Planting Days alongside Community Groups

- Clontarf Hill, *Friends of Clontarf Hill* (13/6/21): 2559 tube stock
- Booyeembara Park, *Friends of Booyeembara Park* (26/6/21): 1885 tube stock
- Hollis Park, *Friends of Hollis Park* (12/6/21): 1410 tube stock
- South Beach, *Perth NRM Fremantle Primary School Program* (8/6/21): 263 tube stock
- Samson Park, *Friends of Samson Park* (22/5/21 Friends of Samson Park Community Planting Day): 1450 tube stock
- Samson Park, *City of Fremantle organised planting supported by Friends of Samson Park* (11/6/21): 778 tube stock
- Prawn Bay, *North Fremantle Community Association* (25/7/21): 1156 tube stock
- Leighton Beach, *Friends of Fremantle Beaches, LKAN, Perth NRM, SERCUL* (5/6/21): 2049 tube stock
- Leighton Beach, *Perth NRM, Green S-Force* (26/6/21): 1790 tube stock

This gives a total of 13,340 tube stock plantings in which the City of Fremantle helped by either providing the tube stock or on ground support on the organised date.

FREMANTLE PUBLIC GOLF COURSE CONSTRUCTION

After the redesign of the golf course was completed during 2019–20, the actual construction of the new and improved golf course began in early 2020 and was completed around September 2020.

Total project value was over \$3.2 million.

Turf installed—27,063 m²

New fencing, including safety fencing, installed—796 lin m

Winter amenity planting program

- Cantonment Hill (up to the Signal Station)—Area was 570m²—486 plants
- South Beach (Keeling Way, South Beach Blvd)—Area was 3350m²—2189 plants
- McCabe St—Area was 3700m²—610 plants
- The Moorings—Area was 126m²—planted 18 trees and 106 plants

OUR SERVICES

- Tydeman Road—Area was 3700m²—354 plants
- Stirling Hwy—Area was 425m²—1276 plants
- Booyeembara Park—Area was 4000m²—1334 plants

WAFL 2020 FINAL SERIES

Fremantle Oval was selected as the venue to host the WAFL Grand Final in October of 2020. A crowd of more than 10,000 people were in attendance for the game and the telecast highly viewed which was a great advertisement for Fremantle Oval and the City of Fremantle. Extensive turf maintenance and aesthetic preparations were undertaken to the playing surface and surrounds in the months leading up, to ensure surface met requirements and the site was presented in immaculate condition for all attending and watching. In addition to the grand final, Fremantle Oval also hosted the preliminary and second semi-finals in the 2 weeks prior, both of which were well attended and televised.

KEN ALLEN FIELD—SURFACE RENEWAL

The playing surface of Ken Allen Field was removed in an attempt to rejuvenate some of the poor condition turf and to remove large infestations of unwanted Parramatta Grass. This process involved the removal of the top 40mm of turf and soil profile then allowing the remaining roots to regenerate and form a new healthy turf surface. Following 2 months of nurturing from the Parks Team, the field regenerated to an excellent condition, weed free and ready for play. Some of the material taken from the playing field was reused to improve poor condition turf areas in other City of Fremantle Reserves.

RAPID RESPONSE

The Parks and Landscape Rapid Response team has expanded their service coverage to 7 days per week. This expansion provides a point of contact from the Parks team for the community to liaise with as well as being a resource to undertake site inspections, rectify hazards and undertake minor repair works on a daily basis.

WEED MAPPING

Information on seasonal weed germination has started to be captured Parks and Landscape Officers. This information is uploaded to the COF mapping system that then provides an invaluable data for weed control servicing as well as historical weed germination trends.

TURF RENOVATIONS

All the sporting fields within the City of Fremantle were included in the annual spring renovation program. Works were undertaken in the period between the summer and winter sporting seasons and consisted of a combination of coring, top dressing, composting and verti-mowing.

ASSET MANAGEMENT PROGRAM

The City continued its focus on improving its asset management practices. This included the tender of the City's asset management system that will migrate asset data to a cloud-based solution. This will enable the City to better secure its asset data and make data more accessible across the organisation. Migrating to the cloud will also provide the City with the opportunity to link the asset management system to other enterprise applications and incorporate an asset maintenance module.

PROJECT MANAGEMENT OFFICE

The City's Project Management Office continues to bring consistency and quality to the way that projects are planned and delivered. The adoption of a new Risk Management Framework in the City is an example of the City's commitment to best practice and continuous improvement.

PROJECT PLANNING

FREMANTLE MARKETS

The City and the markets lessee are working with a Heritage Architect who is leading a multidisciplinary design who are designing and documenting adaption and other works for the Fremantle Markets. The works include upgrading of building services and building fabric including the demolition and replacement of the fabric covered roof structure. The works when completed will restore some of the markets heritage and enable better operation for traders and visitors to this heritage listed.

CONSERVATION MANAGEMENT PLANNING

Conservation Management Plans (CMPs) were completed for the Round House (December 2020) and Fremantle Arts Center (January 2021). These plans will ensure that decisions are made which consider the cultural heritage significance of these places, and be used for their conservation, management and to guide any future development of these state listed heritage sites.

CAPITAL PROGRAM—BUILDINGS

FREMANTLE GOLF COURSE

As a consequence of the widening of High Street between Marion Street and Stirling Highway the City has designed a new facility to replace the previous club house and community centre which have now been demolished. The new golf clubhouse and co-located community centre incorporates feedback received from the extensive community engagement process. The Fremantle Public Golf Course is open following the redesign of the course and upgraded irrigation system, new cart paths and course furniture as well as a new practice chipping and putting green. The redesigned course is being maintained and managed on an interim basis by the neighbouring Royal Fremantle Golf Club.

ARTHUR HEAD WALL STABILISATION

Following a number of years of design and advocacy work by the City, the crumbling walls and surrounds of Arthur Head have seen some much needed repairs and refurbishment. Work continues at Arthur Head to stabilise the severely eroded cliffs. The City was successful in state funding for the reparation and repointing of the limestone cliff wall and restoration of the Whalers Tunnel. The new canopy will be clad in corten steel and have artworks incorporated into the design.



OUR GOVERNANCE

EM ATTENDANCE AT MEETINGS

| | Ordinary Council Meeting (12) | Planning Committee (12) | Finance, Policy, Operations and Legislation Committee (11) | Strategic Planning and Transport Committee (7) | Audit and Risk Management Committee (5) | Special Council Meeting (2) |
|------------------------|-------------------------------|-------------------------|--|--|---|-----------------------------|
| Mayor Brad Pettitt | 7 | 6 | 6 | 4 | 1 | 1 |
| Cr Su Groome | 10 | 10 | 0 | 5 | 3 | 2 |
| Cr Jenny Archibald | 12 | 3 | 11 | 2 | 2 | 1 |
| Cr Andrew Sullivan | 12 | 12 | 9 | 2 | 2 | 2 |
| Cr Marija Vujcic | 11 | 2 | 2 | 6 | 3 | 2 |
| Cr Geoff Graham | 12 | 11 | 0 | 7 | 0 | 2 |
| Cr Hannah Fitzhardinge | 12 | 1 | 10 | 0 | 4 | 1 |
| Cr Rachel Pemberton | 12 | 10 | 0 | 1 | 0 | 1 |
| Cr Adin Lang | 10 | 1 | 10 | 6 | 5 | 1 |
| Cr Bryn Jones | 11 | 11 | 1 | 5 | 0 | 2 |
| Cr Doug Thompson | 12 | 0 | 10 | 2 | 3 | 2 |
| Cr Frank Mofflin | 12 | 10 | 0 | 1 | 5 | 2 |
| Cr Sam Wainwright | 10 | 1 | 11 | 6 | 0 | 2 |

ANNUAL SALARIES

The Local Government Act 1995 requires the Local Government to provide the number of employees who are entitled to an annual salary of \$100,000 or more and to break those employees into salary bands of \$10,000.

For the period reported in the 2020–21 annual report, the City had 72 employees whose salary exceeded \$100,000, four more than last year.

Of these employees:

- 19 had a salary between \$100,000 and \$110,000
- 16 had a salary between \$110,000 and \$120,000
- Six had a salary between \$120,000 and \$130,000
- Six had a salary between \$130,000 and \$140,000
- Nine had a salary between \$140,000 and \$150,000
- Four had a salary between \$150,000 and \$160,000
- Three had a salary between \$160,000 and \$170,000
- Three had a salary between \$180,000 and \$190,000
- Two had a salary between \$200,000 and \$210,000
- One had a salary between \$230,000 and \$240,000
- One had a salary between \$240,000 and \$250,000
- and one had a salary between \$260,000 and \$270,000

REGISTER OF COMPLAINTS

One complaint was recorded on the City of Fremantle Complaints Register in the 2020–21 period.

Councillor Marija Vujcic was found to have committed one minor breach under the *Local Government Act 1995* (WA) and regulation 7 of the *Local Government (Rules of Conduct) Regulations 2007* (WA) when she publicly named the Complainant as one of the parties who gave permission for an event for homeless persons that led to the formation of a camp in Pioneer Park.

On 25 March 2021 the Local Government Standards Panel ordered Cr Vujcic to publicly apologise to Cr Pemberton, former Mayor Brad Pettitt, Council and the City of Fremantle.

The apology was provided at the Ordinary Meeting of Council held on 25 August 2021.

RECORD KEEPING

The City of Fremantle manages its records in accordance with the legal requirements of the *State Records Act 2000* and the City of Fremantle Recordkeeping Plan.

All new City staff undertake compulsory induction training for the City's document management system. The induction addresses employee's legal responsibilities in regard to compliance with the City of Fremantle Recordkeeping Plan and the State Records Act. After the initial induction, follow up training sessions are conducted. Additionally, on-going assistance and support is provided to all City employees to ensure continued commitment to recordkeeping compliance and procedures.

During 2020–21, 175,065 documents were registered in the City's document management system.

FREEDOM OF INFORMATION

In accordance with Section 96 and 97 of the *Freedom of Information Act 1992*, the City is required to publish an annual Information Statement which details the process for applying for information under the Act, as well as information that the City provides outside the Act. This document is available from City of Fremantle offices or our website.

During 2019–20, the City received 17 access applications with no reviews. The Act requires that all applications are responded to within the ‘permitted period’ of 45 calendar days, however due to the sensitivity and time required for the external reviews, the City’s average processing time for 2020–21 was 16 days.

NATIONAL COMPETITION STATEMENT

During the 2020–21 financial year, the City met its obligations with regard to National Competition Policy. The City has no local laws or policies that contain anti-competitive provisions. No complaints were received during the period.

GRANTS FUNDING AND SUPPORT

GRANTS FUNDING—COMMUNITY DEVELOPMENT

SEPTEMBER 2020

- Sub-Ek—Auspiced Fremantle Women's Health—*Indigenous Spirituality—Wayapa Wuurrk* \$3,750
- South Fremantle Corner Pocket Auspiced Town Teams—*PorchFest* \$5,000
- Repair Cafe Fremantle \$1,500
- Fremantle Wesley Mission—*Wesley Link project* \$2160
- Leighton Community Action Network—*Sustainability Program* \$2,000
- Tender Funerals Perth—*Festival of Remembrance and The River of Ribbon Project* \$4000

MARCH 2021

- Neighbourhood Connect—*Message in a Teacup* \$3,000
- Reclink Australia—*Belonging through Sport and Recreation* \$5,000
- Bluebird Mental Health—*Post COVID Restart Face-to-Face Mental Health Support Groups* \$3,500
- Theatre Games Australia—*Liberation theatre women's mental health and wellbeing for family and domestic violence* \$2,500
- Meerilinga Young Children's Service—*Women's Yarning Circle* \$3,000
- White Gum Valley Community Orchard—*Orchard Accessibility and Places for Resting and Making* \$3,000
- MyLocalMind—*FremantleMind Life Skills Groups* \$2500
- Valued Lives Microenterprise Project—*Colourful Cultures Runway and Marketplace* \$5000

GRANTS FUNDING—ARTS

SEPTEMBER 2020

- Ross Vegas—*Dark Corners; a Spooky Heritage Tour* \$5,000
- Ted Snell—*Ross Seaton: Walking May Exhibition* \$5,000
- Tineke Van der Eecken—*BRINK Festival* \$5,000
- Ralf Rauker—*The Handover* \$5,000
- AbMusic: *Chelsey Loveridge—Boodjar Beats* \$5,000

MARCH 2021

- Dutch Australian Foundation: *Wooden Boat Building History WA and Duyfken Replica 25 Year Anniversary* \$5,000
- Pascale Giorgi—*Fremantle Mulberry Festival* \$5,000

OUR GOVERNANCE

- Creative Connections—*Creative Connections Exhibition Program* \$5,000
- Friends of the Arts Inclusive in partnership with FremantleMind—*Reflections on Resilience 2021* \$5,000
- GreenScreen Fest Ltd—*GreenScreen Film Fest* \$5,000

COMMUNITY DONATIONS

- Hilton Squash Club—*Open Day* \$300
- FremantleMind Inc. on behalf of Friends of the Arts Inclusive Resource—*Kindness Emerging Art Exhibition (Mental Health Week)* \$300
- Town Team Movement—*Community Event* \$240
- Blueback Freediving and Yoga—*Mermantle Calendar for 2021* \$300
- South Fremantle Corner Pocket—*Flea Market at South Fremantle* \$275
- Tuart Place—Forgotten Australians Coming Together (FACT Inc)—*Support travel costs for Marie Thorne* \$300
- Cat Welfare Society t/a Cat Haven—*Fundraising Event Out* \$300
- Epilepsy Action Australia—*Purple Day (Epilepsy Awareness Day)* \$300
- Lions Cancer Institute—*A Special Children's Easter Big Day Out* \$300
- St Patrick's Primary School Parents and Friends Association \$300
- Fremantle Volunteer Heritage Guides Association—*John Gavin Ballad competition and promotion* \$300
- The Lachy Foundation—*Fremantle support services page* \$300
- East Fremantle Primary School P&C Association—*PA hire* \$300
- Friends of Samson Park—*Annual Community Planting Day* \$300
- Cockburn Integrated Health (The HOP)—*HOP celebratory event* \$300
- Kate Dyson, YMCA WA Participant \$300

NEIGHBOURHOOD QUICK RESPONSE GRANT

- Voicebox Collective—*Voicebox Performances* \$500
- Elham Eshraghian—*Haakansson (Auspice Centre for Stories) Avareh & Found* \$1,500
- Alison Evison (Samson Precinct)—*Samson Park Fiesta* \$898
- Gail Mason—*Trafford Street Community Christmas Party* \$948
- Joseph Taylor—*The Beloved* \$1,500
- Whitegum Valley Community Orchard—*Summer Fiesta* \$383
- North Fremantle Precinct/Social Farm—*Christmas Concert* \$1,306
- Felix Zalán Pál—*This 'n That: South Side Queers* \$1,491
- Misha Pesnelle—*Holdsworth St Christmas Dinner* \$1,470
- Florence Community Park—*Seating for Florence Community Park* \$1,480
- Beaconsfield Precinct Group—*Start Up Project for Annie St Garden* \$1,500
- Kim-Vu Salamonsen—*Project Seed Bank SoSo (South Fremantle)* \$1,354
- Hilton Harvest Community Garden Committee—*'To Gather Again' Hilton Harvest Community Garden Open Day* \$1,060
- Maureen Maher—*Winter Solstice Laneway Lounge event* \$800
- Hilton Precinct Group—*Bee Happy Hilton* \$772.38

ACCESS AND INCLUSION

The City continues to strive for excellence in providing equitable access to services, information, facilities, events and employment. One way we do this is through our Disability Access and Inclusion Plan (DAIP).

The City continued to deliver outcomes aligned with its access and inclusion plan. Highlights include:

- Restarted the review and subsequent development of the new Access and Inclusion Plan.
- Launched Leighton Beach Access Project with the success of grant funding from the Department of Communities
- Celebrated International Day of People with Disability
- Purchased new beach wheelchair and beach walker
- Delivered Buster the Fun Bus sensory sessions across City venues
- Gender neutral signage developed for toilets in Walyalup Civic Centre
- This Bay is Someone's Day: Park Right Day and Night campaign
- Quiet Hour in the library relaunched for people with Autism, Dementia and sensory challenges and parents/carers



FINANCIAL STATEMENTS




**CITY OF FREMANTLE
FINANCIAL REPORT
FOR THE YEAR ENDED 30 JUNE 2021**

*Local Government Act 1995
Local Government (Financial Management) Regulations 1996*

STATEMENT BY CHIEF EXECUTIVE OFFICER

The attached financial report of the City of Fremantle for the financial year ended 30 June 2021 is based on proper accounts and records to present fairly the financial position of the City of Fremantle at 30 June 2021 and the results of the operations for the financial year then ended in accordance with the Local Government Act 1995 and, to the extent that they are not inconsistent with the Act, the Australian Accounting Standards.

Signed on the 4th day of August 2022



Chief Executive Officer

Glen Dougall

Name of Chief Executive Officer

CITY OF FREMANTLE
STATEMENT OF COMPREHENSIVE INCOME
BY NATURE OR TYPE
FOR THE YEAR ENDED 30 JUNE 2021

| | NOTE | 2021 Actual \$ | 2021 Budget \$ | 2020 Actual \$ |
|---|-------|----------------------|----------------------|----------------------|
| Revenue | | | | |
| Rates | 28(a) | 48,407,177 | 47,209,568 | 46,963,336 |
| Operating grants, subsidies and contributions | 2(a) | 3,705,485 | 3,201,209 | 3,538,758 |
| Fees and charges | 2(a) | 21,370,671 | 19,216,009 | 18,479,788 |
| Service charges | 28(c) | 7,192 | 11,919 | 8,596 |
| Interest earnings | 2(a) | 840,585 | 793,686 | 1,297,001 |
| Other revenue | 2(a) | 5,041,678 | 806,511 | 1,639,742 |
| | | 79,372,788 | 71,238,902 | 71,927,221 |
| Expenses | | | | |
| Employee costs | | (36,337,958) | (38,637,915) | (35,956,430) |
| Materials and contracts | | (23,971,527) | (23,681,082) | (23,469,738) |
| Utility charges | | (1,749,249) | (2,049,150) | (1,693,259) |
| Depreciation on non-current assets | 11(b) | (9,852,650) | (7,850,958) | (6,895,565) |
| Interest expenses | 2(b) | (615,207) | (760,713) | (351,141) |
| Insurance expenses | | (893,720) | (882,734) | (793,870) |
| Other expenditure | 2(b) | (2,030,174) | (2,198,354) | (3,321,751) |
| | | (75,450,485) | (76,060,906) | (72,481,754) |
| | | 3,922,303 | (4,822,004) | (554,533) |
| Non-operating grants, subsidies and contributions | 2(a) | 6,035,222 | 7,771,822 | 4,389,469 |
| Profit on asset disposals | 11(a) | 15,679 | 757,000 | 43,901 |
| (Loss) on asset disposals | 11(a) | (429,591) | (63,265) | (6,843,638) |
| Fair value adjustments to financial assets at fair value through profit or loss | 5 | 6,464 | 0 | 2,882 |
| Fair value adjustments to investment property | 14 | 0 | 0 | (6,391,253) |
| Share of net profit of associate accounted for using the equity method | 26 | 1,192,551 | 0 | 325,538 |
| Value adjustment to vested land due to change of accounting policy | | 0 | 0 | (122) |
| | | 6,820,325 | 8,465,557 | (8,473,223) |
| Net result for the period | | 10,742,628 | 3,643,553 | (9,027,756) |
| Other comprehensive income | | | | |
| <i>Items that will not be reclassified subsequently to profit or loss</i> | | | | |
| Changes in asset revaluation surplus | 13 | (350,625) | 0 | (24,403,166) |
| Share of comprehensive income of associates accounted for using the equity method | 26 | 40,672 | 0 | 544,636 |
| Total other comprehensive income for the period | | (309,953) | 0 | (23,858,530) |
| Total comprehensive income for the period | | 10,432,675 | 3,643,553 | (32,886,286) |

This statement is to be read in conjunction with the accompanying notes.



CITY OF FREMANTLE
STATEMENT OF COMPREHENSIVE INCOME
BY PROGRAM
FOR THE YEAR ENDED 30 JUNE 2021

| | NOTE | 2021 Actual \$ | 2021 Budget \$ | 2020 Actual \$ |
|---|-------|----------------------|----------------------|----------------------|
| Revenue | | | | |
| | 2(a) | | | |
| Governance | | 4,215,864 | 407,750 | 863,764 |
| General purpose funding | | 50,341,844 | 48,613,273 | 49,386,330 |
| Law, order, public safety | | 2,155,955 | 2,147,799 | 1,726,314 |
| Health | | 579,330 | 438,220 | 442,225 |
| Education and welfare | | 984,441 | 787,375 | 916,233 |
| Community amenities | | 2,264,843 | 1,763,807 | 1,795,058 |
| Recreation and culture | | 8,120,151 | 7,130,598 | 7,092,113 |
| Transport | | 9,079,134 | 8,628,059 | 7,626,827 |
| Economic services | | 412,916 | 574,628 | 907,187 |
| Other property and services | | 1,218,310 | 747,393 | 1,171,170 |
| | | 79,372,788 | 71,238,902 | 71,927,221 |
| Expenses | | | | |
| | 2(b) | | | |
| Governance | | (5,869,759) | (6,499,497) | (6,671,305) |
| General purpose funding | | (963,670) | (823,682) | (1,522,606) |
| Law, order, public safety | | (4,126,926) | (4,426,351) | (4,063,358) |
| Health | | (770,244) | (827,752) | (977,384) |
| Education and welfare | | (2,598,885) | (2,823,962) | (2,436,064) |
| Housing | | (537,037) | (476,250) | (525,784) |
| Community amenities | | (12,194,295) | (12,244,543) | (12,578,623) |
| Recreation and culture | | (25,194,418) | (24,580,957) | (22,429,854) |
| Transport | | (15,075,971) | (15,527,182) | (13,691,499) |
| Economic services | | (2,134,767) | (2,596,666) | (2,561,568) |
| Other property and services | | (5,369,304) | (4,473,351) | (4,672,568) |
| | | (74,835,277) | (75,300,193) | (72,130,613) |
| Finance Costs | | | | |
| | 2(b) | | | |
| Governance | | (396,372) | (542,571) | (32,507) |
| Recreation and culture | | (52,965) | (57,655) | (72,549) |
| Transport | | (160,666) | (154,086) | (233,895) |
| Economic services | | (5,205) | (6,401) | (12,190) |
| | | (615,208) | (760,713) | (351,141) |
| | | 3,922,303 | (4,822,004) | (554,533) |
| Non-operating grants, subsidies and contributions | 2(a) | 6,035,222 | 7,771,822 | 4,389,469 |
| Profit on disposal of assets | 11(a) | 15,679 | 757,000 | 43,901 |
| (Loss) on disposal of assets | 11(a) | (429,591) | (63,265) | (6,843,638) |
| Fair value adjustments to financial assets at fair value through profit or loss | 5 | 6,464 | 0 | 2,882 |
| Fair value adjustments to investment property | 14 | 0 | 0 | (6,391,253) |
| Share of net profit of associate accounted for using the equity method | 26(a) | 1,192,551 | 0 | 325,538 |
| Value adjustment to vested land due to change of accounting policy | | 0 | 0 | (122) |
| | | 6,820,325 | 8,465,557 | (8,473,223) |
| Net result for the period | | 10,742,628 | 3,643,553 | (9,027,756) |
| Other comprehensive income | | | | |
| <i>Items that will not be reclassified subsequently to profit or loss</i> | | | | |
| Changes in asset revaluation surplus | 13 | (350,625) | 0 | (24,403,166) |
| Share of comprehensive income of associates accounted for using the equity method | 26 | 40,672 | 0 | 544,636 |
| Total other comprehensive income for the period | | (309,953) | 0 | (23,858,530) |
| Total comprehensive income for the period | | 10,432,675 | 3,643,553 | (32,886,286) |



This statement is to be read in conjunction with the accompanying notes.

CITY OF FREMANTLE
STATEMENT OF FINANCIAL POSITION
AS AT 30 JUNE 2021

| | NOTE | 2021 | 2020 |
|--|-------|--------------------|--------------------|
| | | \$ | \$ |
| CURRENT ASSETS | | | |
| Cash and cash equivalents | 3 | 12,622,903 | 18,651,646 |
| Trade and other receivables | 6 | 2,570,636 | 2,270,979 |
| Other financial assets | 5(a) | 27,414,360 | 31,482,521 |
| Inventories | 7 | 133,134 | 107,628 |
| Contract assets | 2(a) | 0 | 13,787 |
| Other assets | 8 | 28,464 | 112,981 |
| Assets classified as held for sale | 8 | 4,243,000 | 4,243,000 |
| TOTAL CURRENT ASSETS | | 47,012,497 | 56,882,542 |
| NON-CURRENT ASSETS | | | |
| Trade and other receivables | 6 | 632,110 | 584,884 |
| Other financial assets | 5(b) | 184,517 | 178,053 |
| Investment in associate | 26(a) | 5,761,799 | 4,528,577 |
| Property, plant and equipment | 9 | 255,824,043 | 240,553,017 |
| Infrastructure | 10 | 158,385,055 | 157,358,914 |
| Investment property | 14 | 22,658,363 | 22,654,000 |
| Right-of-use assets | 12(a) | 1,790,690 | 1,646,151 |
| TOTAL NON-CURRENT ASSETS | | 445,236,578 | 427,503,596 |
| TOTAL ASSETS | | 492,249,074 | 484,386,138 |
| CURRENT LIABILITIES | | | |
| Trade and other payables | 15 | 6,501,336 | 7,335,056 |
| Other liabilities | 16 | 6,081,475 | 6,495,967 |
| Lease liabilities | 17(a) | 389,950 | 396,717 |
| Borrowings | 18(a) | 2,807,434 | 3,033,905 |
| Employee related provisions | 19 | 6,112,265 | 6,024,824 |
| TOTAL CURRENT LIABILITIES | | 21,892,460 | 23,286,469 |
| NON-CURRENT LIABILITIES | | | |
| Lease liabilities | 17(a) | 1,425,450 | 1,147,288 |
| Borrowings | 18(a) | 22,325,236 | 24,335,744 |
| Employee related provisions | 19 | 924,100 | 978,923 |
| Trade and other payables - non current | 15 | 55,422 | 68,386 |
| TOTAL NON-CURRENT LIABILITIES | | 24,730,208 | 26,530,341 |
| TOTAL LIABILITIES | | 46,622,668 | 49,816,810 |
| NET ASSETS | | 445,626,406 | 434,569,328 |
| EQUITY | | | |
| Retained surplus | | 166,872,638 | 138,875,536 |
| Reserves - cash/financial asset backed | 4 | 12,631,619 | 29,221,018 |
| Revaluation surplus | 13 | 266,122,149 | 266,472,774 |
| TOTAL EQUITY | | 445,626,406 | 434,569,328 |

This statement is to be read in conjunction with the accompanying notes.



CITY OF FREMANTLE
STATEMENT OF CHANGES IN EQUITY
FOR THE YEAR ENDED 30 JUNE 2021

| | NOTE | RETAINED SURPLUS \$ | RESERVES CASH/FINANCIAL ASSET BACKED \$ | REVALUATION SURPLUS \$ | TOTAL EQUITY \$ |
|---|------|---------------------------|---|------------------------------|-----------------------|
| Balance as at 1 July 2019 | | 147,244,729 | 29,334,823 | 290,875,940 | 467,455,492 |
| balance at the beginning of the financial year | | 147,244,729 | 29,334,823 | 290,875,940 | 467,455,492 |
| Comprehensive income | | | | | |
| Net result for the period | | (9,027,756) | 0 | 0 | (9,027,756) |
| Loss on value adjustment to vested land | | 122 | | | 122 |
| Share of comprehensive income of associates accounted for using the equity method | | 544,636 | 0 | 0 | 544,636 |
| Other comprehensive income | 13 | 0 | 0 | (24,403,166) | (24,403,166) |
| Total comprehensive income | | (8,482,998) | 0 | (24,403,166) | (32,886,164) |
| Transfers from reserves | 4 | 2,608,650 | (2,608,650) | 0 | 0 |
| Transfers to reserves | 4 | (2,494,845) | 2,494,845 | 0 | 0 |
| Balance as at 30 June 2020 | | 138,875,536 | 29,221,018 | 266,472,774 | 434,569,328 |
| Balance at 1 July 2020 | | 138,875,536 | 29,221,018 | 266,472,774 | 434,569,328 |
| Comprehensive income | | | | | |
| Net result for the period | | 10,742,628 | 0 | 0 | 10,742,628 |
| Change in accounting policies - Transfer of cash in lieu of POS to Reserves | | 624,403 | 0 | 0 | 624,403 |
| Share of comprehensive income of associates accounted for using the equity method | | 40,672 | 0 | 0 | 40,672 |
| Other comprehensive income | 13 | 0 | 0 | (350,625) | (350,625) |
| Total comprehensive income | | 11,407,703 | 0 | (350,625) | 11,057,079 |
| Transfers from reserves | 4 | 17,291,925 | (17,291,925) | 0 | 0 |
| Transfers to reserves | 4 | (702,526) | 702,526 | 0 | 0 |
| Balance as at 30 June 2021 | | 166,872,638 | 12,631,619 | 266,122,149 | 445,626,406 |

This statement is to be read in conjunction with the accompanying notes.

CITY OF FREMANTLE
STATEMENT OF CASH FLOWS
FOR THE YEAR ENDED 30 JUNE 2021

| | NOTE | 2021 Actual \$ | 2021 Budget \$ | 2020 Actual \$ |
|--|-------|----------------------|----------------------|----------------------|
| CASH FLOWS FROM OPERATING ACTIVITIES | | | | |
| Receipts | | | | |
| Rates | | 48,235,998 | 47,209,568 | 46,481,415 |
| Operating grants, subsidies and contributions | | 3,676,698 | 2,756,716 | 8,647,197 |
| Fees and charges | | 20,970,752 | 19,216,009 | 18,392,176 |
| Service charges | | 7,192 | 11,919 | 8,596 |
| Interest received | | 840,585 | 793,686 | 1,595,815 |
| Goods and services tax received | | 5,103,241 | 4,039,301 | 4,886,304 |
| Other revenue | | 5,041,678 | 806,511 | 1,654,074 |
| | | 83,876,144 | 74,833,710 | 81,665,577 |
| Payments | | | | |
| Employee costs | | (36,312,285) | (38,639,597) | (35,674,419) |
| Materials and contracts | | (25,138,454) | (23,681,081) | (24,402,674) |
| Utility charges | | (1,749,249) | (2,049,150) | (1,693,259) |
| Interest expenses | | (579,867) | (760,713) | (351,141) |
| Insurance paid | | (893,720) | (882,734) | (793,869) |
| Goods and services tax paid | | (4,900,083) | (4,039,304) | (5,137,605) |
| Other expenditure | | (2,030,175) | (2,198,354) | (3,806,166) |
| | | (71,603,833) | (72,250,933) | (71,859,133) |
| Net cash provided by (used in) operating activities | 20 | 12,272,311 | 2,582,777 | 9,806,444 |
| CASH FLOWS FROM INVESTING ACTIVITIES | | | | |
| Payments for financial assets at amortised cost - Term deposits | | 0 | 0 | (3,182,489) |
| Payments for purchase of property, plant & equipment | 9(a) | (20,383,581) | (25,764,215) | (24,841,917) |
| Payments for construction of infrastructure | 10(a) | (6,076,020) | (4,461,833) | (3,319,615) |
| Payments for investment property | 14 | (4,363) | (25,000) | (93,171) |
| Non-operating grants, subsidies and contributions | 2(a) | 6,035,222 | 1,962,729 | 4,389,469 |
| Proceeds from financial assets at amortised cost - term deposits | | 4,068,161 | 17,080,078 | 0 |
| Proceeds from sale of investment property | | 0 | 0 | 2,386,736 |
| Proceeds from Trust (POS) | | 624,404 | 0 | 0 |
| Proceeds from sale of property, plant & equipment | 11(a) | 115,990 | 5,080,000 | 49,906 |
| Net cash provided by (used in) investment activities | | (15,620,187) | (6,128,241) | (24,611,081) |
| CASH FLOWS FROM FINANCING ACTIVITIES | | | | |
| Repayment of borrowings | 18(b) | (2,736,979) | (2,331,239) | (1,973,881) |
| Payments for principal portion of lease liabilities | 17(b) | (443,888) | (474,720) | (716,813) |
| Proceeds from new borrowings | 18(b) | 500,000 | 500,000 | 20,000,000 |
| Net cash provided by (used in) financing activities | | (2,680,867) | (2,305,959) | 17,309,306 |
| Net increase (decrease) in cash held | | (6,028,743) | (5,851,423) | 2,504,669 |
| Cash at beginning of year | | 18,651,646 | 6,828,332 | 16,146,977 |
| Cash and cash equivalents at the end of the year | 20 | 12,622,903 | 976,909 | 18,651,646 |

This statement is to be read in conjunction with the accompanying notes.



Auditor General

INDEPENDENT AUDITOR'S REPORT 2021 City of Fremantle

To the Councillors of the City of Fremantle

Report on the audit of the annual financial report

Opinion

I have audited the financial report of the City of Fremantle (City) which comprises:

- the Statement of Financial Position at 30 June 2021, the Statement of Comprehensive Income by Nature or Type, Statement of Comprehensive Income by Program, Statement of Changes in Equity, Statement of Cash Flows and Rate Setting Statement for the year then ended
- Notes comprising a summary of significant accounting policies and other explanatory information
- the Statement by the Chief Executive Officer.

In my opinion the financial report of the City of Fremantle:

- is based on proper accounts and records
- fairly represents, in all material respects, the results of the operations of the City for the year ended 30 June 2021 and its financial position at the end of that period in accordance with the *Local Government Act 1995* (the Act) and, to the extent that they are not inconsistent with the Act, Australian Accounting Standards.

Basis for opinion

I conducted my audit in accordance with Australian Auditing Standards. My responsibilities under those standards are further described in the Auditor's responsibilities section below. I am independent of the City in accordance with the *Auditor General Act 2006* and the relevant ethical requirements of the Accounting Professional & Ethical Standards Board's APES 110 *Code of Ethics for Professional Accountants (including Independence Standards)* (the Code) that are relevant to my audit of the financial report. I have also fulfilled my other ethical responsibilities in accordance with the Code. I believe that the audit evidence I have obtained is sufficient and appropriate to provide a basis for my opinion.

Responsibilities of the Chief Executive Officer and Council for the financial report

The Chief Executive Officer (CEO) of the City is responsible for the preparation and fair presentation of the financial report in accordance with the requirements of the Act, the Regulations and Australian Accounting Standards. The CEO is also responsible for managing internal control (as required by the CEO) to ensure the financial report is free from material misstatement, whether due to fraud or error.

In preparing the financial report, the CEO is responsible for assessing the City's ability to continue as a going concern, disclosing, as applicable, matters related to going concern and using the going concern basis of accounting unless the State Government has made decisions affecting the continued existence of the City.

The Council is responsible for overseeing the City's financial reporting process.

Auditor's responsibility for the audit of the financial report

As required by the *Auditor General Act 2006*, my responsibility is to express an opinion on the financial report. The objectives of my audit are to obtain reasonable assurance about whether the financial report as a whole is free from material misstatement, whether due to fraud or error, and to issue an auditor's report that includes my opinion. Reasonable assurance is a high level of assurance but is not a guarantee that an audit conducted in accordance with Australian Auditing Standards will always detect a material misstatement when it exists.

Misstatements can arise from fraud or error and are considered material if, individually or in the aggregate, they could reasonably be expected to influence the economic decisions of users taken on the basis of the financial report. The risk of not detecting a material misstatement resulting from fraud is higher than for one resulting from error, as fraud may involve collusion, forgery, intentional omissions, misrepresentations or the override of internal control.

A further description of my responsibilities for the audit of the financial report is located on the Auditing and Assurance Standards Board website. This description forms part of my auditor's report and can be found at https://www.auasb.gov.au/auditors_responsibilities/ar4.pdf.

Report on other legal and regulatory requirements

In accordance with the Local Government (Audit) Regulations 1996 I report that:

- (i) The following material matters indicating non-compliance with Part 6 of the Act, the Regulations or applicable financial controls of any other relevant written law were identified during the course of my audit:
 - a) The City's procurement and contract management of the Walyalup Civic Centre architectural services contract failed to provide sufficient oversight required to monitor costs to ensure value for money was achieved.
 - b) From review of supplier invoices and order approvals it was noted that the City had raised 36% of the purchase orders after the invoice was received which increases the risk of unauthorised expenditure going undetected.
 - c) Weaknesses in payroll controls including lack of payroll certification statements, inappropriate access controls over the payroll EFT payment file and absence of records of attendance for permanent staff. These weaknesses significantly increase the risk of incorrect payroll payments going undetected which could lead to financial loss to the City and misstated leave entitlements.
 - d) Accounting journal entries were prepared and posted by one employee, without review by a senior staff member independent of preparation. Accounting journals can represent significant adjustments to previously approved accounting transactions and should therefore be appropriately reviewed and approved.
 - e) We identified significant weaknesses in the City's general computer controls. The weaknesses could result in a potential security exposure such as unauthorised access to information and an increased risk of information loss. The weaknesses exposed the network to increased vulnerabilities which could undermine the integrity of data across all systems, including the financial system.

- (ii) All required information and explanations were obtained by me.
- (iii) All audit procedures were satisfactorily completed.
- (iv) In my opinion, the Asset Consumption Ratio and the Asset Renewal Funding Ratio included in the financial report were supported by verifiable information and reasonable assumptions.

Other information

The other information is the information in the entity's annual report for the year ended 30 June 2021, but not the financial report and my auditor's report. The CEO is responsible for the preparation and the Council for overseeing the other information.

My opinion does not cover the other information and, accordingly, I do not express any form of assurance conclusion thereon.

Matters relating to the electronic publication of the audited financial report

This auditor's report relates to the financial report of the City of Fremantle for the year ended 30 June 2021 included on the City's website. The City's management is responsible for the integrity of the City's website. This audit does not provide assurance on the integrity of the City's website. The auditor's report refers only to the financial report described above. It does not provide an opinion on any other information which may have been hyperlinked to/from this financial report. If users of the financial report are concerned with the inherent risks arising from publication on a website, they are advised to refer to the hard copy of the audited financial report to confirm the information contained in this website version of the financial report.



Caroline Spencer
Auditor General for Western Australia
Perth, Western Australia
5 August 2022



VISIT US

Customer service opening hours
8am–5pm (Monday to Friday)

ADDRESS

Fremantle Oval, 70 Parry Street, Fremantle

POSTAL

PO Box 807, Fremantle, WA 6959

PHONE

1300 MY FREO (1300 693 736)
1300 360 666 (Community Safety/Rangers)

EMAIL info@fremantle.wa.gov.au

WEBSITE fremantle.wa.gov.au

NRS-FRIENDLY


Hearing or speech impaired?
Call via the National Relay Service
on 133 677

ACKNOWLEDGEMENT OF PEOPLE AND COUNTRY

The City of Fremantle acknowledges
the Whadjuk people as the Traditional
Owners of the greater Fremantle/
Walyalup area and we recognise that
their cultural and heritage beliefs are still
important today.

Alternate formats available upon request

CONNECT WITH YOUR CITY

-  facebook.com/cityoffremantle
-  instagram.com/cityoffremantle
-  twitter.com/cityoffremantle
-  youtube.com/cityoffremantle
-  [linkedin.com/company/
city-of-fremantle](https://linkedin.com/company/city-of-fremantle)

