



# Meeting attachments Finance, Policy, Operations and Legislations Committee

Wednesday 11 May 2022 6pm

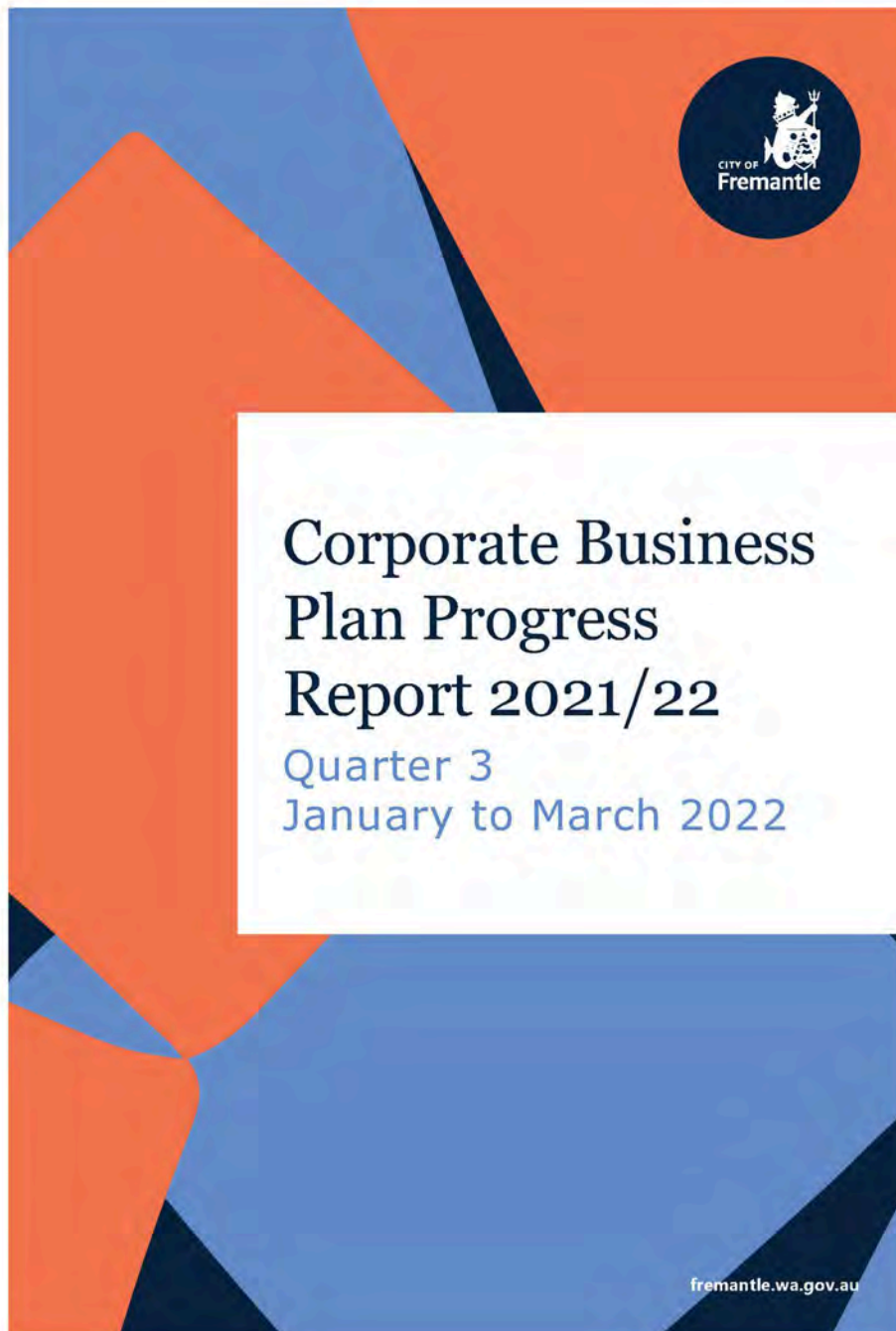


## Table of Contents

<b>FPOL2205-1</b>	<b>CORPORATE BUSINESS PLAN – QUARTERLY REPORT – JANUARY TO MARCH 2022 .....</b>	<b>2</b>
<b>FPOL2205-3</b>	<b>ADVERTISING OF THE PROPOSED DIFFERENTIAL RATE FOR THE 2022/23 FINANCIAL YEAR .....</b>	<b>42</b>
<b>FPOL2205-4</b>	<b>ADOPTION CITY OF FREMANTLE PROPERTY AMENDMENT LOCAL LAW 2022 (SHARK FISHING PROVISION) .....</b>	<b>45</b>



FPOL2205-1 CORPORATE BUSINESS PLAN – QUARTERLY  
REPORT – JANUARY TO MARCH 2022





# Introduction

## The Integrated Planning and Reporting Framework

The 2021/22 Corporate Business Plan Report provides an outline of the priorities, services and planned projects scheduled for the financial year. Together these translate the goals from the strategic community plan into operations, matching council priorities with the resources available. The progress of these will be reported to Council quarterly throughout the financial year.

The relationship between the documents is shown in the diagram below.

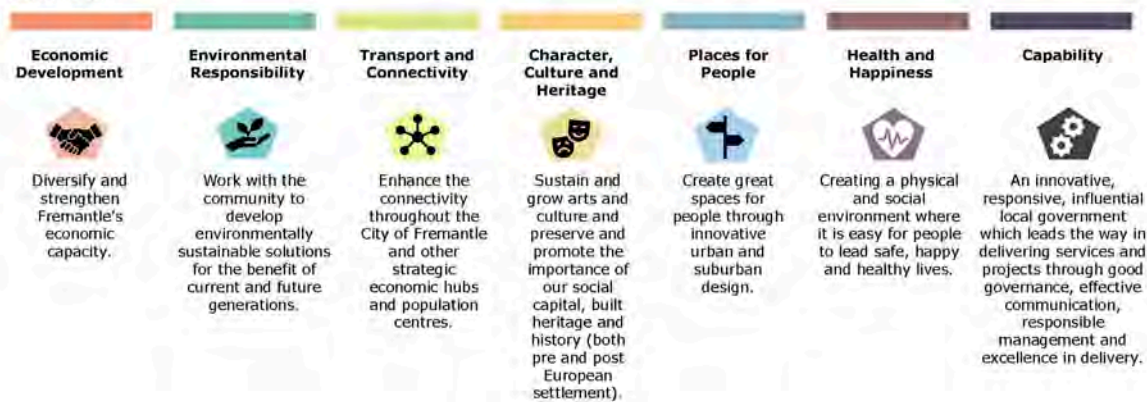




**The Corporate Business Plan and Key Focus Areas**

This report provides detail on the planned projects, services, and activities for 2021/22.

The report is presented in line with the organisational structure with a link back to the key focus areas of the City of Fremantle Strategic Community Plan identified below.





# Progress Update

## Strategic Priorities

The following have been identified as the key strategic priorities for 2021/22.

Activity	Status	Focus area(s)
<p><b>Walyalup Koort – Project Director, Director Infrastructure and Projects</b></p> <ul style="list-style-type: none"> <li>Walyalup Civic Centre and Playground                      -Works are complete – faults or issues are being addressed as part of the current 12 months defects period.</li> <li>Newman Court/High Street                      -This phase of the works is complete - faults or issues are being addressed as part of the current 12 months defects period.</li> <li>Adelaide/Queen Street- trees                      -This phase of the works is complete.</li> <li>Walyalup Koort - remaining works                      -The remaining phases of works to Walyalup Koort are included for consideration in the annual budget process.</li> </ul>	On Track	 
<p><b>Port Beach – Manager Parks and Landscape</b></p> <p>The Port Beach project was submitted to the EPA and has been approved under the advice the EPA considers that the likely environmental effects of the proposal are not so significant as to warrant formal assessment. The tender for the dredging works closed in March and is currently under evaluation.</p>	On Track	 
<p><b>Fremantle Oval – Project Director, Manager Strategic Planning and City Design</b></p> <p>The City, in collaboration with its project partners and based on a detailed project plan, has completed the next stage of this major city project: a business plan and funding document. This work is ready to be presented to elected members for information and a discussion on the next stage of project development.</p>	On Track	 
<p><b>Strategic Community Plan Review – Manager Economic Development</b></p> <p>A working group has been established to guide the engagement process. There has been a slight delay to the program to allow coordination with the Future of Fremantle project. Officers have now developed an engagement program process and it is being presented to the working group for feedback in late April.</p>	On Track	



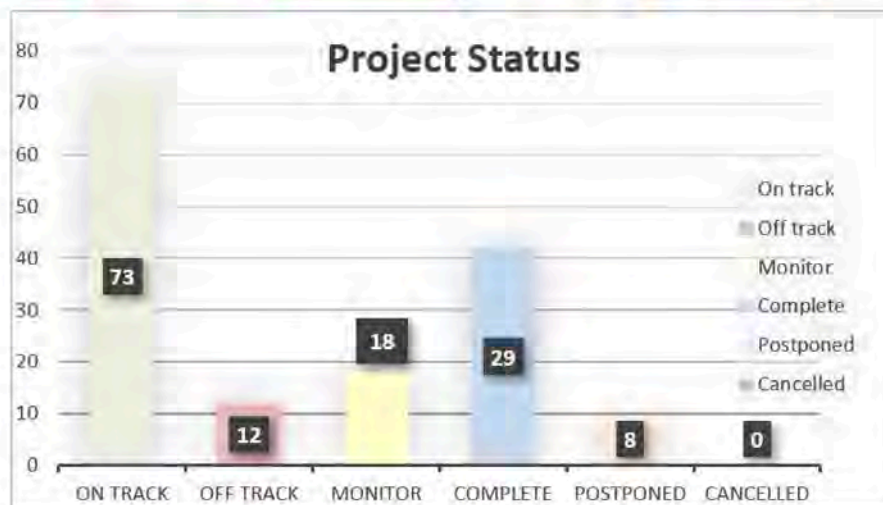
### Project Program Summary

This year’s project program commenced with 140 projects. 13 new projects have been added to the program. The program is progressing well. 27% of projects are completed. 48% of projects are on track.

The following diagram shows the progress status of the project program as at 31 March 2022.

#### Current Status of Projects

On track	Off track	Monitor	Complete	Postponed	Cancelled
Progressing on time and is on track for expected completion date	Significant delays and is unlikely to be delivered within scheduled timeframes.	Issues with scheduled timeframes but is expected to be delivered on time and will be closely monitored.	Has been delivered.	Decision has been made to postpone project.	Decision has been made to cancel project.
48%	8%	12%	27%	5%	0%





# Contents

Contents .....	1
Introduction .....	2
The Integrated Planning and Reporting Framework.....	2
The Corporate Business Plan and Key Focus Areas.....	3
Progress Update.....	4
Strategic Priorities .....	4
Project Program Summary.....	5
Business Unit Delivery .....	6
Leadership and Governance.....	6
Arts and Culture .....	8
Economic Development and Marketing .....	10
Financial Services .....	12
Information Technology .....	14
Field Services .....	16
Community Development .....	18
Customer Experience and Learning .....	21
Communications .....	23
Strategic Planning .....	24
City Design and Projects .....	25
Development Approvals .....	26
Waste and Fleet Management .....	27
Infrastructure Engineering .....	29
Parks and Landscapes .....	31
Facilities and Environmental Management .....	33
People and Culture .....	34
Capability Indicators .....	36
Project Performance by Business Unit.....	33



# Introduction

## The Integrated Planning and Reporting Framework

The 2021/22 Corporate Business Plan Report provides an outline of the priorities, services and planned projects scheduled for the financial year. Together these translate the goals from the strategic community plan into operations, matching council priorities with the resources available. The progress of these will be reported to Council quarterly throughout the financial year.

The relationship between the documents is shown in the diagram below.





**The Corporate Business Plan and Key Focus Areas**

This report provides detail on the planned projects, services, and activities for 2021/22.

The report is presented in line with the organisational structure with a link back to the key focus areas of the City of Fremantle Strategic Community Plan identified below.





# Progress Update

## Strategic Priorities

The following have been identified as the key strategic priorities for 2021/22.

Activity	Status	Focus area(s)
<p><b>Walyalup Koort – Project Director, Director Infrastructure and Projects</b></p> <ul style="list-style-type: none"> <li>Walyalup Civic Centre and Playground -Works are complete – faults or issues are being addressed as part of the current 12 months defects period.</li> <li>Newman Court/High Street -This phase of the works is complete - faults or issues are being addressed as part of the current 12 months defects period.</li> <li>Adelaide/Queen Street- trees -This phase of the works is complete.</li> <li>Walyalup Koort - remaining works -The remaining phases of works to Walyalup Koort are included for consideration in the annual budget process.</li> </ul>	On Track	
<p><b>Port Beach – Manager Parks and Landscape</b></p> <p>The Port Beach project was submitted to the EPA and has been approved under the advice the EPA considers that the likely environmental effects of the proposal are not so significant as to warrant formal assessment. The tender for the dredging works closed in March and is currently under evaluation.</p>	On Track	
<p><b>Fremantle Oval – Project Director, Manager Strategic Planning and City Design</b></p> <p>The City, in collaboration with its project partners and based on a detailed project plan, has completed the next stage of this major city project: a business plan and funding document. This work is ready to be presented to elected members for information and a discussion on the next stage of project development.</p>	On Track	
<p><b>Strategic Community Plan Review – Manager Economic Development</b></p> <p>A working group has been established to guide the engagement process. There has been a slight delay to the program to allow coordination with the Future of Fremantle project. Officers have now developed an engagement program process and it is being presented to the working group for feedback in late April.</p>	On Track	



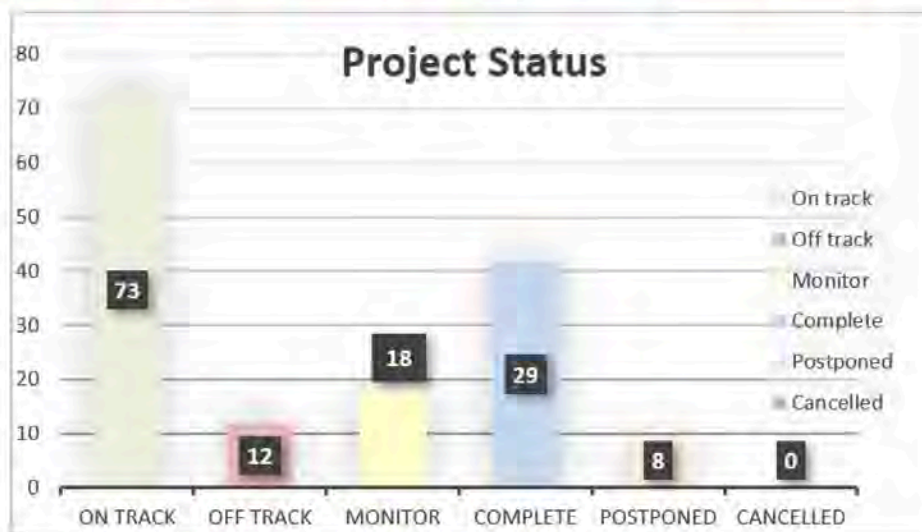
### Project Program Summary

This year’s project program commenced with 140 projects. 13 new projects have been added to the program. The program is progressing well. 27% of projects are completed. 48% of projects are on track.

The following diagram shows the progress status of the project program as at 31 March 2022.

#### Current Status of Projects

On track	Off track	Monitor	Complete	Postponed	Cancelled
Progressing on time and is on track for expected completion date	Significant delays and is unlikely to be delivered within scheduled timeframes.	Issues with scheduled timeframes but is expected to be delivered on time and will be closely monitored.	Has been delivered.	Decision has been made to postpone project.	Decision has been made to cancel project.
48%	8%	12%	27%	5%	0%





## Business Unit Delivery

### Leadership and Governance

Support the City with legislative compliance and achieve accountability for organisational decision-making and behaviours. This is supported through civic services, meeting management and Elected Member coordination and support functions.

#### Resources

Workforce (FTE): 4.0 (Governance), 14.1 (Leadership)

Base Operating Budget	Adopted	Current	Actuals	Capital and Operating Projects	Adopted	Current	Actuals
Expenditure	(4,399,246)	(4,629,319)	(3,312,462)	Expenditure	(131,524)	(167,050)	(162,445)
Income	0	0	5,170	Income	0	28,050	0
Net	(4,399,246)	(3,431,673)	(3,307,292)	Net	(131,524)	(139,000)	(162,445)

#### Progress Update

- A submission has been made to the DLGSC in response to proposed amendments to the Local Government Act 1995 and the review and its progress is being monitored.
- The Annual review of the City's Delegated Authority, Authorisations and Expenditure approvals is currently underway, Directors and Managers have been consulted and officer training has been rolled out.
- Relevant Elected Members have been signed up to the WALGA portal, allowing them to complete the Essentials Training and face to face attendance has been offered where necessary. Regular reminders are sent out by the Governance Team.
- Council and Committee meetings and the changing format in which they are held has been accommodated and Agenda and Minute processes have adapted as needed to ensure compliance with legislative requirements while addressing current requirements.

#### Key Services and Deliverables

Services	Deliverables
Leadership	<ul style="list-style-type: none"> <li>Provide strong leadership to the organisation</li> <li>Partner with relevant groups and associations</li> <li>Monitor relevant legislative updates</li> </ul>
Legislative Compliance	<ul style="list-style-type: none"> <li>Develop and maintain the City's Delegated Authority and Authorisations</li> </ul>

6 | Page

Services	Deliverables
	<ul style="list-style-type: none"> <li>Coordinate and facilitate statutory audits and reviews</li> <li>Manage the City's disclosures</li> </ul>
Civic Services	<ul style="list-style-type: none"> <li>Support Council in the practice of good governance</li> <li>Provide support and advice to internal staff</li> <li>Manage the City's international relationships</li> </ul>
Elected Member Coordination and Support	<ul style="list-style-type: none"> <li>Coordinate elected member training and reporting</li> <li>Maintain elected member policy provisions</li> <li>Manage statutory disclosures and registers</li> </ul>
Council and Elected Member Meetings	<ul style="list-style-type: none"> <li>Manage and coordinate council, committee, and other elected member meetings</li> <li>Maintain statutory meeting registers</li> </ul>
Elections	<ul style="list-style-type: none"> <li>Coordinate and facilitate City of Fremantle Elections</li> </ul>



**Arts and Culture**

Deliver projects and services that develop the creative sector, celebrate, and connect community, and bring audiences to Fremantle.

**Resources**

Workforce (FTE): 32.15

Base Operating Budget	Adopted	Current	Actuals	Capital and Operating Projects	Adopted	Current	Actuals
Expenditure	(5,688,901)	(5,938,346)	(4,305,000)	Expenditure	(616,476)	(750,407)	(318,971)
Income	3,213,910	3,244,565	2,190,107	Income	541,476	617,894	356,598
Net	(2,474,991)	(2,693,781)	(2,114,893)	Net	(75,000)	(132,513)	37,627

**Progress Update**

- The creative sector continues to be hit hard by COVID restrictions. Despite this, Fremantle Arts Centre delivered highly successful programming including visual arts exhibitions Hundreds and Thousands (with over 30,000 attendees) and Undertow along with associated public programming including Leave the Lights On, Disclosure and an Evening with the Collection. FAC delivered Perth Writers Festival in partnership with Perth Festival. A new choir, FAC Yeah! was launched with over 100 people attending the inaugural event. Other music programming included POND on the South Lawn and the second half of the popular Sunday Music Series.
- The City, via the Public Art Program supported Sculpture at Bathers to deliver their 2022 event, a distinctively Western Australian exhibition that showcased 73 contemporary artists at Bathers Beach, Fremantle and Fremantle Port with several works in the Visitors Centre at Walyalup Koort.
- An information report on the Creative Strategy was adopted in February providing the framework and timeline for delivery of this important piece of work.

**Key Services and Deliverables**

Services	Deliverables
Festivals	<ul style="list-style-type: none"> <li>Produce Hidden Treasures Winter Music Festival</li> <li>Produce Fremantle International Street Arts Festival</li> <li>Produce Fremantle Festival: 10 Nights in Port</li> <li>Produce Fremantle Heritage Festival</li> <li>Commissioning new works</li> </ul>
Fremantle Arts Centre	<ul style="list-style-type: none"> <li>Operate the Fremantle Arts Centre</li> <li>Contribute to creative economy including artist career development</li> <li>Provide inclusive and innovative content to local, regional, and national audience</li> <li>Deliver multi-disciplinary programming with high quality outcomes</li> </ul>
Public Art	<ul style="list-style-type: none"> <li>Deliver high quality artistic activation</li> <li>Manage the Public Art Collection</li> <li>Liaise with developers to deliver percent for art projects</li> </ul>

8/44

Services	Deliverables
Studio provision	<ul style="list-style-type: none"> <li>Subsidised studio space for artists</li> </ul>
Moore's Building	<ul style="list-style-type: none"> <li>Subsidised gallery space for artists</li> <li>Outreach space for community projects</li> </ul>
Sector and audience development	<ul style="list-style-type: none"> <li>Develop and deliver initiatives to support the creative sector and diverse audiences</li> <li>Arts grant funding</li> </ul>



**Economic Development and Marketing**

**Leadership and Governance**

Support the City with legislative compliance and achieve accountability for organisational decision-making and behaviours. This is supported through civic services, meeting management and Elected Member coordination and support functions.

**Resources**

Workforce (FTE): 11.53

Base Operating Budget	Adopted	Current	Actuals	Capital and Operating Projects	Adopted	Current	Actuals
Expenditure	(5,118,800)	(4,876,514)	(3,151,783)	Expenditure	(5,861,444)	(5,935,814)	(261,823)
Income	11,953,455	12,014,297	9,626,525	Income	5,856,444	5,900,814	261,823
Net	6,834,655	7,137,783	6,474,741	Net	(5,000)	(35,000)	0

**Progress Update**

- Continued delivery on the Strategic Community Plan engagement process.
- Delivery of the destination marketing program including:
  - Launch of a significant campaign for the remainder of the financial year
  - The publishing a new Street Art Trail brochure
  - Attendance at the Australian Tourism Exchange (Online)
  - Discussions with FBH and DOT regarding a joint campaign in 2022/23
  - Development of a This is Fremantle advertising prospectus
- Completion of the visitor centre upgrade.
- Commencement of the Fremantle Innovation Ecosystem project with local engagement is underway.
- Planning for the Easter School holiday activation.
- Delivery of place engagement activities across a series of major city of Fremantle projects.

**Key Services and Deliverables**

Services	Deliverables
Investment attraction	<ul style="list-style-type: none"> <li>• Undertake economic research and analysis</li> <li>• Carry out investment attraction initiatives</li> </ul>
Industry development	<ul style="list-style-type: none"> <li>• Deliver initiatives that support the growth of new and existing</li> </ul>

**Meeting Attachments – Finance, Policy, Operations and Legislations Committee  
Wednesday 11 May 2022**



Services	Deliverables
	<ul style="list-style-type: none"> <li>Promote Fremantle as a film industry destination</li> </ul>
Place activation	<ul style="list-style-type: none"> <li>Deliver place activation outcomes for public spaces</li> </ul>
Civic and community events	<ul style="list-style-type: none"> <li>Manage civic events and support and administer community events</li> </ul>
Events management	<ul style="list-style-type: none"> <li>Manage approvals and administer outdoor commercial events</li> </ul>
Destination marketing and development	<ul style="list-style-type: none"> <li>Undertake advocacy initiatives that aid in progressing key projects</li> <li>Implement the Destination Marketing Strategic Plan</li> </ul>
Business support and engagement	<ul style="list-style-type: none"> <li>Communicate and engage with businesses</li> </ul>
Property management, acquisition, and disposal	<ul style="list-style-type: none"> <li>Leasing, acquisition, and disposal of City property</li> </ul>
Commercial parking	<ul style="list-style-type: none"> <li>Manage and administer the provision of public parking</li> </ul>
Community engagement	<ul style="list-style-type: none"> <li>Coordinate and provide advice on community engagement activities</li> </ul>
Corporate planning	<ul style="list-style-type: none"> <li>Coordinate internal corporate planning activities</li> </ul>



## Financial Services

Support the City through financial, procurement and revenue functions whilst ensuring legislative compliance and providing excellent customer service.

### Resources

Workforce (FTE): 19.20

Base Operating Budget	Adopted	Current	Actuals	Capital and Operating Projects	Adopted	Current	Actuals
Expenditure	(4,537,786)	(4,179,152)	(3,035,709)	Expenditure	0	0	0
Income	52,539,880	52,496,578	51,637,733	Income	0	0	0
Net	48,002,094	48,317,426	48,602,024	Net	0	0	0

### Progress Update

- A new Manager Financial Services has joined City of Fremantle.
- The 2020-21 Financial Statements are with the Office of the Attorney General for Audit.
- The 2021-22 mid-year review has been completed.
- The 2022-23 budget development is in progress.

### Key Services and Deliverables

Services	Deliverables
Financial management, planning and reporting	<ul style="list-style-type: none"> <li>• Develop long term financial planning and annual budgets</li> <li>• Manage cash flow and investment of funds</li> <li>• Prepare annual financial statements in accordance with legislation</li> <li>• Prepare and analyse monthly financial reporting and budget reviews</li> <li>• Manage financial asset register</li> <li>• Manage financial requirements and financial audits</li> </ul>
Revenue control	<ul style="list-style-type: none"> <li>• Coordinate rating</li> <li>• Administer debt management</li> <li>• Coordinate accounts receivable</li> <li>• Prepare fees and charges</li> <li>• Monitor and manage the City's banking</li> <li>• Maintain electoral roll</li> <li>• Manage grant register</li> </ul>
Payment processes	<ul style="list-style-type: none"> <li>• Manage Accounts Payable</li> <li>• Manage the City's Payroll</li> <li>• Manage insurance premiums and claims</li> </ul>

12/44

Services	Deliverables
Procurement	<ul style="list-style-type: none"> <li>• Coordinate procurement and contract management framework and processes, including risk</li> <li>• Advise on contractual best practice, risk, issues and dispute resolution</li> <li>• Develop, negotiate, and manage the City's contracts</li> <li>• Coordinate purchase card issue and use</li> </ul>



## Information Technology

Support the organisation by delivering fit for purpose technology, software and information including all communications infrastructure and the development, maintenance, and support of new and existing business systems.

### Resources

Workforce (FTE): 18.40

Base Operating Budget	Adopted	Current	Actuals	Capital and Operating Projects	Adopted	Current	Actuals
Expenditure	(5,016,893)	(4,904,065)	(2,614,053)	Expenditure	(198,070)	(198,070)	0
Income	48,800	48,800	56,220	Income	148,070	148,070	0
Net	(4,968,093)	(4,855,805)	(2,557,833)	Net	(50,000)	(50,000)	0

### Progress Update

- The IT Operations Team are currently in the process of rolling out 320 new laptops, 20 new point of sale machines and 220 new workstations to staff across 11 sites. The impact of COVID to the supply chain of the new equipment has resulted in a significant delay to this project, however it is now back on track. At the end of March, we have seen the successful implementation of 229 devices, 10 point of sale machines and 184 workstations. This project is on track for completion by the end of April 2022.
- The Business Solutions and Development team have successfully developed and implemented Customer Request Management (CRM) platforms for field workers including the Waste and Engineering teams. This platform allows field workers to access relevant information, and action CRM requests and allows customers to easily raise requests online. This greatly reduces the number of contacts to the customer service teams, generates an excellent customer experience, and has provided efficiencies across these business units. Reporting dashboards provide clear information to staff and managers. This quarter has seen 507 CRMs for Waste and 227 CRMs for Engineering raised, actioned, and completed.
- The Information Management team have continued to improve the M-Files document management system to create better access to and storing of information. Working with the organisation at a team level, the Information Management team continue to embed the M-Files system generating more streamlined processes for staff. For Q3, 2022 there have been 45,938 Items registered in M-Files, illustrating the successful uptake of this system by City staff.


The following is a snapshot of the customer portal use and IT services:

	Customer portal use				Internal tickets raised			
	Building application	Planning applications	Service requests	Other requests	E-forms raised	FOI applications	IT service desk requests open	IT service requests closed
<b>Q3, 21/22</b> <small>(figures as at 30 March 2022)</small>	188	179	2428	252	2773	6	1750	1249
<b>Q2, 21/22</b>	224	210	2114	248	3099	10	1371	1404
<b>Q1, 21/22</b>	232	257	1816	183	2868	10	1642	1660



**Key Services and Deliverables**

Services	Deliverables
Business Systems	<ul style="list-style-type: none"> <li>• Maintain document management</li> <li>• Maintain Enterprise Resource Planning (ERP)</li> <li>• Maintain Corporate GIS System, GIS Imagery and Spatial Data</li> <li>• Maintain HR, Payroll and Learning Management System</li> <li>• Maintain all other software systems in use</li> </ul>
Telecommunications	<ul style="list-style-type: none"> <li>• Provide and maintain telecommunications equipment</li> <li>• Promote Fremantle as a film industry destination</li> </ul>
CCTV Network	<ul style="list-style-type: none"> <li>• Maintain and repair CCTV network and equipment</li> </ul>
IT support	<ul style="list-style-type: none"> <li>• Provide IT service desk support for the organisation</li> </ul>
Land Administration	<ul style="list-style-type: none"> <li>• Administration of land parcels</li> <li>• Research and allocate road naming</li> </ul>
Corporate information management	<ul style="list-style-type: none"> <li>• Maintain compliance with relevant legislation</li> <li>• Manage Freedom of Information requests</li> <li>• Implement the Destination Marketing Strategic Plan</li> </ul>
Development and management of software systems	<ul style="list-style-type: none"> <li>• Web-based customer request management system</li> <li>• Online forms and applications</li> <li>• Integration between systems</li> </ul>
Network and comms management	<ul style="list-style-type: none"> <li>• Design, build and maintain fixed and wireless network</li> <li>• Maintain public access Wi-Fi</li> </ul>
IT Operations	<ul style="list-style-type: none"> <li>• Maintain internet, cloud, and other hosted technology</li> <li>• Maintain Microsoft Standard Operating Environment</li> <li>• Maintain PCs, tablets, printers, and accessories</li> <li>• Maintain and Operate Data Centre</li> <li>• Cybersecurity Protection and Monitoring</li> </ul>



**Field Services**

Ensure the City meets its lawful obligations in relation to providing a safe and healthy community.

Resources

Workforce (FTE): 34

Base Operating Budget	Adopted	Current	Actuals	Capital and Operating Projects	Adopted	Current	Actuals
Expenditure	(4,503,573)	(4,455,783)	(3,202,802)	Expenditure	(258,700)	(256,200)	(36,091)
Income	2,870,834	2,895,834	2,758,815	Income	243,700	243,700	23,676
Net	(1,632,739)	(1,559,949)	(443,987)	Net	(15,000)	(12,500)	(12,415)

**Progress Update**

- Development Compliance resources are now re-established to enable compliance functions to be undertaken.
- Local emergency management arrangements are being amended to include two elected members.
- The City is seeking community feedback to improve the dog related issue at Stevens Reserves.
- The City is seeking community feedback on the proposed amendment to the Property Local Law to prohibit shark fishing from City beaches.
- The Parking Team has purchased new handheld licence plate recognition equipment which being used to assist in the issuing of parking infringements.
- The team has streamlined the Parking Infringements Appeals Policy.
- Environmental Health Policies have been reviewed and amended to ensure they are fit for purpose and comply with current legislative requirements.

**Key Services and Deliverables**

Services	Deliverables
Environmental Health	<ul style="list-style-type: none"> <li>• Administer and enforce relevant legislation</li> <li>• Undertake actions from 2020 Auditor General audit</li> <li>• Identify and monitor contaminated site</li> <li>• Educate the public and food business owners on Public Health</li> <li>• Determine applications received as per the applicable legislation</li> <li>• Conduct environmental health inspections and analyse samples</li> </ul>
Parking compliance	<ul style="list-style-type: none"> <li>• Administer parking compliance</li> <li>• Issue and manage parking infringements</li> <li>• Issue parking permits</li> <li>• Manage abandoned vehicles</li> </ul>
Building and planning compliance	<ul style="list-style-type: none"> <li>• Administer and enforce applicable legislation to ensure compliance with relevant approvals</li> <li>• Respond to resident complaints in relation to non-compliant development and take appropriate action to remedy when required</li> </ul>

16/44

Services	Deliverables
	<ul style="list-style-type: none"> <li>• Provide high level customer service and advice in relation to development and building compliance</li> </ul>
CCTV monitoring	<ul style="list-style-type: none"> <li>• Monitor and manage CCTV throughout the City</li> <li>• Liaise with WA Police</li> <li>• Engage with building owners in the CBD regarding the installation and monitoring of CCTV</li> </ul>
Community safety	<ul style="list-style-type: none"> <li>• Liaise with WA Police</li> <li>• Comply with State Legislation</li> <li>• Deliver the Community Safety and Crime Prevention Plan</li> <li>• Conduct foot and bike patrols in CBD and attend callouts</li> <li>• Provide Community Safety briefings and attend safety meetings</li> </ul>



## Community Development

Create an environment where it is easy for people to lead safe, happy, and healthy lives.

### Resources

Workforce (FTE): 55.54

Base Operating Budget	Adopted	Current	Actuals
Expenditure	(6,238,496)	(6,409,787)	(4,606,626)
Income	4,081,100	3,905,970	2,899,592
Net	(2,157,396)	(2,503,817)	(1,707,033)

Capital and Operating Projects	Adopted	Current	Actuals
Expenditure	(99,797)	(156,566)	(107,611)
Income	29,097	90,896	81,920
Net	(70,700)	(65,670)	(25,691)

### Progress Update

- The new Fremantle Leisure Centre Manager commenced in February and has started reviewing and improving internal processes. Due to COVID restrictions attendance to the facility has been lower than previous years over the warmer months of the year.
- Community Development grants funding round for March has been well received by the community, with a promotional reach of 7226 people and the link to the grants followed by 89 people. There are currently 20 requests for this round.
- The Walyalup Reconciliation Action Plan Eldership have commenced courageous and brave conversations for the City's next Stretch Reconciliation Action Plan. The Eldership are working with the city to identify ways in which we can 'live' the Council endorsed Uluru Statement of the Heart, how we can continue to challenge the status quo in reconciliation and how we can collaborate as a community on our common reconciliation journey.
- The Fremantle City Legal Centre (FCLC) has increased its footprint through its new position known as the Legal Health Check. FCLC assisted 156 clients this quarter and represented 30 clients through its duty court service. FCLC has also started representing clients in the new Shuttle Conference dispute resolution and was able to procure agreement in several cases. The Evening Legal Service commenced in March and during this COVID period, the service continues to remain available to clients in need of assistance. FCLC is also trialling a new approach taking some of the matters online to ensure that should there be a future event that requires remote assistance only, the service will be ready and able to provide continuity of service. The Fremantle Law Conference was very successful and 2022 saw the event live streamed for the first time.
- The Standing Committee on Estimates and Financial Operations, of the Parliament of Western Australia, resolved to inquire into and report on the financial administration of services addressing homelessness in Western Australia. The City welcomed this inquiry to provide constructive feedback aimed at systemic improvements to the accessibility and capacity of services at a local level. The City has committed to delivering on its role within Ending Homelessness in WA and working in collaboration with State Government and providers to achieve this vision. The City has delivered positive local responses to homelessness such as the 20 Lives 20 Homes Project, Library Connect, Nyoongar Outreach Services, Donate without Doubt and Freo Street Doctor.
- Imagined Futures Planning Day, common themes included improving outcome and impact measurement, improving how impact is communicated and providing more network opportunities.
  - Davis Park Working Group, community connector role has been filled, funded by Lotterywest auspiced through St Patrick's.
  - Alliance Against Depression, offering mental health training to local sporting clubs to help improve capacity to identify if somebody may be struggling with their mental health, offer support and link them to local services.
  - Housing and Homelessness, preparing a project brief to advance the development of a Housing and Homelessness Plan for the southern corridor.
  - Youth Initiative, Keeping Kids Engaged Program supported by Palmerston in 2 primary and 2 high schools in neighbouring councils, awaiting the findings from the research paper.



**Key Services and Deliverables**

Services	Deliverables
Fremantle Leisure Centre	<ul style="list-style-type: none"> <li>Operate the Fremantle Leisure Centre</li> <li>Provide a learn to swim program</li> <li>Provide a crèche facility</li> <li>Provide gym and group fitness programs</li> <li>Provide a safe facility that promotes health, wellbeing and social networking</li> </ul>
Samson Recreation Centre	<ul style="list-style-type: none"> <li>Operate the Samson Recreation Centre</li> <li>Provide a variety of sporting programs</li> <li>Provide a space for community groups to hire</li> </ul>
Access and inclusion	<ul style="list-style-type: none"> <li>Develop, implement, and monitor the Access and Inclusion Plan</li> <li>Plan, implement and coordinate community development programs with a focus on access and inclusion</li> </ul>
Youth	<ul style="list-style-type: none"> <li>Develop, implement, and evaluate programs/projects that enable engagement and participation of young people in local cultural life</li> <li>Actively engage in partnerships with agencies and service providers to facilitate and support youth-determined activities</li> <li>Inform Council on youth issues and trends</li> </ul>
Positive Ageing	<ul style="list-style-type: none"> <li>Implement and evaluate actions in the Age Friendly City Plan</li> <li>Develop and implement programs and projects that provide opportunities for over 55s to engage and participate in local community life</li> </ul>
Aboriginal engagement	<ul style="list-style-type: none"> <li>Research and identify needs and aspirations of the Aboriginal community</li> <li>Facilitate the building of local community strength and resilience</li> <li>Inform Council on Aboriginal cultural and heritage matters</li> <li>Implement and evaluate the actions for the Walyalup Reconciliation Action Plan 2019-2022</li> </ul>
Fremantle Community Legal Centre	<ul style="list-style-type: none"> <li>Operate the Fremantle Community Legal Centre</li> <li>Provide information, advice, and intervention services</li> <li>Deliver community education services to individuals or groups about relevant legal issues</li> <li>Provide service presence at court, for residential tenancies listings and violence restraining orders</li> <li>Collect and provide Commonwealth and State departments with data about client demographics and service provision</li> <li>Raise awareness in the community on issues that impact the community, including domestic violence, homelessness, financial disadvantage</li> </ul>
Volunteering	<ul style="list-style-type: none"> <li>Deliver and evaluate the Neighbour-to-Neighbour program based on community needs</li> <li>Promote, support, and contribute to the development of volunteering</li> <li>Build connections with internal and external stakeholders</li> </ul>
Community Grants	<ul style="list-style-type: none"> <li>Plan and source funding opportunities</li> <li>Maintain the City's Community Development Grant program</li> <li>Implement the Smarty Grants online portal and promote through the City's website</li> </ul>

19/44

Services	Deliverables
Walyalup Aboriginal Cultural Centre	<ul style="list-style-type: none"> <li>Activate the Walyalup Aboriginal Cultural Centre (WACC)</li> <li>Promote the WACC as a venue for hire</li> <li>Enable exposure of the community of Aboriginal arts and culture</li> <li>Facilitate building local community knowledge of Aboriginal culture</li> </ul>
Health and wellbeing	<ul style="list-style-type: none"> <li>Develop, implement, and evaluate projects and initiatives which increase and improve community access and participation in healthy active lifestyles</li> <li>Develop and implement the Social Inclusion Plan</li> <li>Build capacity of local sporting and recreation clubs and community organisations</li> <li>Manage and promote partnerships with stakeholders including the homeless section and goodwill outreach service providers</li> <li>Implement and evaluate Community Sport and Recreation Facilities Plan 2020-2030 actions</li> </ul>



## Customer Experience and Learning



Consistently deliver the best service experience to our customers, visitors, residents, and ratepayers.

### Resources

Workforce (FTE): 33.59

Base Operating Budget	Adopted	Current	Actuals
Expenditure	(3,431,000)	(3,392,044)	(2,471,955)
Income	245,071	270,821	259,361
Net	(3,185,929)	(3,121,223)	(2,212,594)

Capital and Operating Projects	Adopted	Current	Actuals
Expenditure	(108,135)	(106,365)	0
Income	13,135	11,365	0
Net	(95,000)	(95,000)	0

### Progress Update

- 21,222 customers contacted the City of Fremantle via phone, email, online or in person to make payments, lodge applications, submit service requests or to make enquiries. Customer satisfaction sits at 93% measured through the Voice of the Customer surveys.
- After a busy January in the Library, circulation, visits, and new memberships are slightly down for February and March due to people being cautious about COVID and people's initial curiosity with the new library now satisfied. There were still 40,000 visitors to the library with 530 new members joining and 52,000 loans (books and eResources).
- New stock is being added to the collection constantly, and this has enabled us to create innovative curated collections and grow existing ones to address community needs and interests. The library team have been able to observe the new library since opening, and in conjunction with community feedback have developed a new layout for the library shelving. In March 2022, the team were modifying the layout to create a more traditional shelf arrangement, which will improve navigation around the library, ease access to stock, and visibility across the library.
- The visible and central location and a refurbishment that is both welcoming and inviting sees the Visitor centre preparing to welcome visitors back to Fremantle as COVID border restrictions are eased.

Summary for the Customer Service and Visitor Centre:

	Calls answered <i>(Avg wait time: 15 seconds)</i>	Emails responded to	Customers serviced at front counter	Customer satisfaction	Visitors to Visitor Centre
Q3, 21/22	14,786	3986	2,450	93%	2837

21/44

### Key Services and Deliverables

Services	Deliverables
Customer service	<ul style="list-style-type: none"> <li>Provide excellence in customer service</li> <li>Effectively handle enquiries, service requests and payments from customers</li> <li>Use Voice of the Customer feedback to implement quality of service initiatives to continuously improve the customer experience</li> <li>Provide first point of contact customer support for all communication channels including phone calls, emails, online forms and in person enquiries</li> <li>Promote customer self-service channels and support customers to complete City transaction at the self-service kiosks</li> </ul>
Visitor information	<ul style="list-style-type: none"> <li>Promote Fremantle as a tourism destination</li> <li>Provide excellence in customer service and enhance the visitor experience</li> <li>Provide information and insights about the Fremantle area and surrounding region</li> <li>Support cruise ship servicing</li> <li>Position the Visitor Centre as a destination and significantly enhance the Visitor Experience by providing a range of Digital platforms, touch screens and virtual reality tours of key destinations to allow information to be accessed</li> </ul>
Library and lifelong learning	<ul style="list-style-type: none"> <li>Plan, acquire and manage an engaging library collection that provides content in a range of formats, subject areas and languages to cater for the community's diverse interests</li> <li>Develop and deliver Lifelong learning programs that are engaging, support community learning and attract use of the Walyalup Civic Centre Library</li> <li>Curate and display local history collections and services that reflects local cultures and the stories of Fremantle's past</li> <li>Support book groups: author talks and literacy activities that explore common community interests and local stories</li> <li>Provide welcoming spaces are easy to navigate and there are spaces for active engagement, collaboration and enjoyment as well as for quiet study, contemplation and learning</li> <li>Showcase and provide access to technology that support creativity, innovation, learning providing opportunities for our community to learn how to use new technology from library staff and from each other</li> </ul>



## Communications

Communicate the activities, decision and priorities of Council and the City in a variety of ways.

### Resources

Workforce (FTE): 7

Base Operating Budget	Adopted	Current	Actuals
Expenditure	(947,073)	(894,235)	(693,328)
Income	0	0	0
Net	(947,073)	(894,235)	(693,328)

Capital and Operating Projects	Adopted	Current	Actuals
Expenditure	(26,524)	(35,131)	(29,727)
Income	26,524	20,131	0
Net	0	(15,000)	(29,727)

### Progress Update

- There were 26 media statements issued during the quarter and 31 responses provided to media enquiries. The city had 1.52k mentions in media with a total potential reach of 431m people and positive sentiment (i.e. the tone of the media reporting) was up 5% compared to the previous period. Around 90% of media reporting was either neutral or positive. The most popular item in reach and readership was the City's adoption of the new cat local law.
- Social media platforms continued to grow in reach as follows Facebook (25,523 followers +202), Instagram (5,575 +129), LinkedIn (6,236 +215) and Twitter (7,248). Highest performing post on Facebook was the Arthur Head Whalers Tunnel reopening (615 likes, 116 comments, 19 shares).

### Key Services and Deliverables

Services	Deliverables
Media and public relations	<ul style="list-style-type: none"> <li>• Manage and enhance the City's reputation via a coordinated program of proactive and responsive media statements, briefings, and positive opportunities</li> </ul>
Corporate communications	<ul style="list-style-type: none"> <li>• Lead and support a planned approach to developing and implementing communications and marketing activities, supporting the organisation in keeping our community informed</li> </ul>
Campaigns and advocacy	<ul style="list-style-type: none"> <li>• Demonstrating the value for money and visibility of service</li> </ul>
Internal comms	<ul style="list-style-type: none"> <li>• Keeping staff updated and informed</li> </ul>
Design and branding	<ul style="list-style-type: none"> <li>• Manage the City's brand and deliver graphic design services</li> </ul>
Online (digital comms)	<ul style="list-style-type: none"> <li>• Manage the City's websites and social media platforms</li> </ul>



## Strategic Planning



Coordinate the strategic planning endeavours of the City and assist in translating these into action and provide a professional in-house service in urban design, project management and major city projects.

### Resources

Workforce (FTE): 10.15

Base Operating Budget	Adopted	Current	Actuals	Capital and Operating Projects	Adopted	Current	Actuals
Expenditure	(1,075,371)	(962,654)	(664,864)	Expenditure	(243,000)	(243,000)	(42,371)
Income	5,000	5,000	0	Income	40,000	40,000	40,000
Net	(1,070,371)	(957,654)	(664,864)	Net	(203,000)	(203,000)	(2,371)

### Progress Update

- The Local Planning Strategy is being drafted.
- Mixed use zoning is under review.
- Heritage surveys for South Fremantle and White Gym Valley are close to completion.
- The role / function of Strategic Sustainability Officer is currently under review.

### Key Services and Deliverables

Services	Deliverables
Strategic town planning	<ul style="list-style-type: none"> <li>• Process scheme amendments, structure plans and local development plans</li> <li>• Maintain local planning strategy, scheme, and policies</li> </ul>
Heritage management	<ul style="list-style-type: none"> <li>• Maintain Heritage List and Survey</li> <li>• Provide heritage conservation and management advice</li> </ul>
Sustainability coordination	<ul style="list-style-type: none"> <li>• Coordinate One Planet activities (as per Action Plan)</li> <li>• Report on One Planet targets (Annual Report)</li> </ul>
Strategic planning and projects	<ul style="list-style-type: none"> <li>• Coordinate miscellaneous strategic planning projects</li> </ul>



## City Design and Projects

Provide a professional in-house service in urban design, project management and major city projects.

### Resources

Workforce (FTE): 3.0

Base Operating Budget	Adopted	Current	Actuals
Expenditure	(402,135)	(357,699)	(227,854)
Income	0	0	0
Net	(402,135)	(357,699)	(227,854)

Capital and Operating Projects	Adopted	Current	Actuals
Expenditure	(332,999)	(411,922)	(181,802)
Income	302,999	405,172	199,984
Net	(30,000)	(6,750)	18,182

### Progress Update

- The Fremantle Oval project has reached latest milestone (see Progress Update, page 4).
- Master planning and the Business Case for Fremantle Park and Leisure Centre is close to being finalised.
- Walyalup Koort Nyoongar Artwork is developed in project detail and the funding proposal for council consideration.
- The City continues to liaise with Swan River Crossing project team to optimise the outcome of the project.

### Key Services and Deliverables

Services	Deliverables
Urban design	<ul style="list-style-type: none"> <li>• Provide urban design advice</li> <li>• Develop precinct plans / masterplans</li> </ul>
Major project management	<ul style="list-style-type: none"> <li>• Coordinate urban design projects</li> <li>• Represent the City regarding State Government projects and report to Council</li> </ul>



## Development Approvals

Carry out the statutory functions of the City in relation to the built environment, including processing applications for Planning and Building approvals.

### Resources

Workforce (FTE): 11

Base Operating Budget	Adopted	Current	Actuals	Capital and Operating Projects	Adopted	Current	Actuals
Expenditure	(1,361,734)	(1,391,379)	(973,573)	Expenditure	0	0	0
Income	786,700	786,700	516,377	Income	0	0	0
Net	(575,034)	(604,679)	(457,196)	Net	0	0	0

### Progress Update

- Over 140 development applications have been determined in the quarter with most relating to residential development.
- Approximately 120 building applications were determined in the quarter with most relating to residential development.
- The team has one vacant role at present, with a Building Surveyor to be recruited.
- A Built Environment Team is being set up to improve cross team advice to customers.

### Key Services and Deliverables

Services	Deliverables
Statutory planning	<ul style="list-style-type: none"> <li>• Provide planning advice and information</li> <li>• Process development applications</li> </ul>
Building approvals	<ul style="list-style-type: none"> <li>• Provide building advice and information</li> <li>• Process building permit applications</li> </ul>



## Waste and Fleet Management

Provide a resource recovery service that responds to the City's needs and minimises the impact on the environment.

### Resources

Workforce (FTE): 34.1

Base Operating Budget	Adopted	Current	Actuals	Capital and Operating Projects	Adopted	Current	Actuals
Expenditure	(10,032,139)	(9,183,492)	(6,265,255)	Expenditure	(153,825)	(190,465)	(40,007)
Income	1,669,060	1,784,060	1,434,897	Income	98,825	157,215	160,687
Net	(8,363,079)	(7,399,432)	(4,830,359)	Net	(55,000)	(33,250)	120,680

### Progress Update

- The review of Verge collection service progressing well.
- There was a mid-year review budget amended to reflect reduction in Regional Resource Recovery Centre overhead costs.
- COVID update - no disruption to waste collection, bulk verge collection, recycling centre operation or city cleansing service for this quarter.

### Key Services and Deliverables

Services	Deliverables
Waste collection and disposal	<ul style="list-style-type: none"> <li>• Provision of domestic waste services</li> <li>• Provision of commercial waste service</li> <li>• Provision of waste management to public bins</li> <li>• Verge collections</li> <li>• Illegal dumping</li> <li>• Event waste</li> </ul>
Resource recovery	<ul style="list-style-type: none"> <li>• Operation of resource recovery centre</li> <li>• Expand waste streams received</li> <li>• Commercial and domestic waste recovery</li> <li>• Waste education</li> <li>• Data management and reporting</li> </ul>
Reuse shop	<ul style="list-style-type: none"> <li>• Operate the existing facility</li> </ul>
Waste education	<ul style="list-style-type: none"> <li>• Extend FOGO rollout to multi-unit developments</li> <li>• Manage bin tagging</li> <li>• Operate monthly recycle roadshows</li> <li>• Lead waste avoidance campaign</li> <li>• Performance reporting</li> <li>• School and club waste education</li> </ul>

27/44

Services	Deliverables
Household hazardous waste	<ul style="list-style-type: none"> <li>• Operate household hazardous waste drop off point</li> </ul>
Container deposit scheme	<ul style="list-style-type: none"> <li>• Operate an aggregate refund point</li> </ul>
Fleet replacement	<ul style="list-style-type: none"> <li>• Asset renewal planning</li> <li>• Reactive and planned vehicle maintenance</li> </ul>
City cleansing	<ul style="list-style-type: none"> <li>• Roadkill and road incident response</li> <li>• Provide CBD cleaning operation</li> <li>• Provision of rapid response service within CBD</li> <li>• Roadkill and road accident response</li> </ul>



## Infrastructure Engineering



Provide our community with safe roads for pedestrians, cyclists and vehicles through maintenance and upgrades to our road reserve and mechanical maintenance of the City's fleet and plant.

### Resources

Workforce (FTE): 32

Base Operating Budget	Adopted	Current	Actuals
Expenditure	(5,943,282)	(5,709,140)	(3,700,339)
Income	214,760	234,760	166,786
Net	(5,723,522)	(5,747,380)	(3,533,553)

Capital and Operating Projects	Adopted	Current	Actuals
Expenditure	(4,024,645)	(3,709,334)	(1,793,169)
Income	2,612,943	2,281,311	1,236,050
Net	(1,411,702)	(1,428,023)	(557,119)

### Progress Update

- A design has been finalised for the State Black Spot co-funded Wiluna and Hope intersection roundabout installation and works to deliver this project will commence in late May.
- The South Terrace streetscape improvements will include the planting of nine new street trees to finalise the asphalt overlay project (this will be done in the planting season).
- The asphalt and micro surfacing treatments of the City's eight Roads to Recovery funded projects with the Federal Government will commence early May.
- The crossing at John Curtin College has been completed and line marking finalised by Main Roads WA. The Local member's office has been contacted to advise of the works completion.

### Key Services and Deliverables

Services	Deliverables
Road reserve upgrade and maintenance	<ul style="list-style-type: none"> <li>• Asset renewal planning</li> <li>• Reactive and planned road maintenance</li> </ul>
Engineering design and project management	<ul style="list-style-type: none"> <li>• Detailed design and cost estimation for capital delivery (road safety, road and drainage renewal)</li> <li>• Traffic calming and traffic safety investigations</li> <li>• Manage project budgets and schedules</li> <li>• Preparation of engineering concept designs</li> </ul>
Street lighting upgrade and maintenance	<ul style="list-style-type: none"> <li>• Asset renewal planning</li> <li>• Reactive street lighting maintenance</li> </ul>
Engineering compliance and approvals	<ul style="list-style-type: none"> <li>• Traffic management approvals</li> <li>• Construction management approvals</li> <li>• Obstruction permits</li> <li>• Crossover approvals</li> </ul>

29/44

Services	Deliverables
	<ul style="list-style-type: none"> <li>• Development applications</li> </ul>
Drainage upgrade and maintenance	<ul style="list-style-type: none"> <li>• Asset renewal planning</li> <li>• Reactive drainage maintenance</li> <li>• Develop planned maintenance schedule and process to document drainage maintenance</li> </ul>
Cycle infrastructure and footpath maintenance	<ul style="list-style-type: none"> <li>• Reactive and programmed footpath maintenance</li> </ul>
Asset management system and plans	<ul style="list-style-type: none"> <li>• Maintain and improve asset registers</li> <li>• Maintain Asset Management Plans</li> <li>• Provide forward works plans for asset types linked to long term financial plan</li> </ul>



**Parks and Landscapes**

Provide healthy green spaces which support our diverse community to experience vibrant, active lifestyles.

**Resources**

Workforce (FTE): 42

Base Operating Budget	Adopted	Current	Actuals	Capital and Operating Projects	Adopted	Current	Actuals
Expenditure	(8,398,530)	(8,400,801)	(5,716,813)	Expenditure	(10,038,24)	(11,439,713)	(2,505,173)
Income	284,711	278,333	166,241	Income	8,514,264	9,862,633	5,806,941
Net	(8,113,819)	(8,122,468)	(5,550,573)	Net	(1,524,000)	(1,577,080)	3,301,768

**Progress Update**

- The Fremantle Public Golf Course has reopened to the public.
- The subsidised verge garden plants from APACE has commenced.
- Dick Lawrence playground construction is progressing with an opening to be in May.

**Key Services and Deliverables**

Services	Deliverables
Landscape design and maintenance	<ul style="list-style-type: none"> <li>• Asset renewal and master planning</li> <li>• Project design and delivery</li> </ul>
Street and park furniture	<ul style="list-style-type: none"> <li>• Asset renewal planning</li> <li>• Reactive and programmed furniture, lighting and sporting infrastructure maintenance</li> </ul>
Recreation reserve maintenance	<ul style="list-style-type: none"> <li>• Weed and pest management</li> <li>• Turf, garden, bores, irrigation, and playground maintenance</li> </ul>
Beach maintenance	<ul style="list-style-type: none"> <li>• Coastal monitoring</li> <li>• Maintain access paths</li> <li>• Litter control and beach raking</li> <li>• Sand drift management</li> <li>• Reactive infrastructure maintenance</li> </ul>
Road reserve landscape maintenance	<ul style="list-style-type: none"> <li>• Maintain median and verge gardens</li> <li>• Weed management</li> <li>• Commercial car park landscape maintenance</li> </ul>
Natural area planning and management	<ul style="list-style-type: none"> <li>• Management planning and implementation</li> <li>• Project design and delivery</li> </ul>

31/44

Services	Deliverables
Street tree planting and maintenance	<ul style="list-style-type: none"> <li>• Inspect and collect tree asset data</li> <li>• Tree management and planting</li> </ul>
Playground equipment maintenance and renewal	<ul style="list-style-type: none"> <li>• Management planning and implementation</li> <li>• Project design and delivery</li> </ul>
Project scoping and planning	<ul style="list-style-type: none"> <li>• Ensure projects are prepared for grant funding opportunities and delivery in future years</li> <li>• Provide up to date project management documentation, processes, and reporting</li> </ul>
Community facility planning	<ul style="list-style-type: none"> <li>• Develop plans, policies and guidelines for the management and development of community facilities</li> <li>• Submit grant applications for state and federally funded projects</li> </ul>



## Facilities and Environmental Management



Maintain City buildings and manage the City's sustainability strategies within the built and asset environments.

### Resources

Workforce (FTE): 13.2

Base Operating Budget	Adopted	Current	Actuals	Capital and Operating Projects	Adopted	Current	Actuals
Expenditure	(4,547,223)	(4,887,138)	(3,581,840)	Expenditure	(9,000,913)	(15,403,112)	(9,107,401)
Income	0	0	13,711	Income	7,514,787	13,186,405	8,181,413
Net	(4,547,223)	(4,887,138)	(3,568,130)	Net	(1,486,126)	(2,216,707)	(925,988)

### Progress Update

- The Facilities Management Team has been established to operate and manage Walyalup Civic Centre.
- The Arthur Head Wall Stabilisation is progressing with completion expected in May 2022.
- The planned maintenance program to Captains Lane Cottages is complete.

### Key Services and Deliverables

Services	Deliverables
Building capital works	<ul style="list-style-type: none"> <li>• Deliver projects to agreed time, cost, and quality</li> <li>• Deliver up to date projects management documentation, processes, and reporting</li> </ul>
Commercial building assets	<ul style="list-style-type: none"> <li>• Manage tenant liaison – inspections, requests</li> <li>• Develop predictive maintenance schedules for commercial buildings</li> </ul>
Facilities Management	<ul style="list-style-type: none"> <li>• Operational management of Walyalup Civic Centre</li> <li>• Corporate building cleaning and bathroom services</li> <li>• Corporate facilities management governance and compliance</li> <li>• Corporate operational management plans</li> <li>• Building security systems and patrols</li> <li>• COVID cleaning and stock supplies</li> </ul>
Maintenance of buildings	<ul style="list-style-type: none"> <li>• Building compliance</li> <li>• Preventative building maintenance</li> <li>• Reactive and planning building maintenance</li> <li>• Building cleaning and bathroom services</li> <li>• Building security and key systems</li> <li>• Asbestos management</li> <li>• Building pest control</li> </ul>



## People and Culture

Perform functions that enable the organisation to achieve business outcomes through its people and culture.

### Resources

Workforce (FTE): 8.9

Base Operating Budget	Adopted	Current	Actuals	Capital and Operating Projects	Adopted	Current	Actuals
Expenditure	(1,354,431)	(1,412,308)	(1,098,890)	Expenditure	(50,000)	(50,000)	(30,300)
Income	0	0	0	Income	0	0	0
Net	(1,354,431)	(1,412,308)	(1,098,890)	Net	(50,000)	(50,000)	(30,300)

### Progress Update

- EBA negotiations have yet to commence. The Acting/CEO to determine this timeframe.
- Progress in the culture change program has been impacted by the departure and non-replacement of Organisation Change and Development Manager.
- The embedding of an achievement culture program has been delayed (as per the point above).
- Record recruitment levels have been managed within the existing resources levels.

### Key Services and Deliverables

Services	Deliverables
Recruitment and induction	<ul style="list-style-type: none"> <li>• Provide an efficient recruitment and induction process</li> </ul>
Learning and development	<ul style="list-style-type: none"> <li>• Develop and implement an organisational training plan</li> </ul>
Change management	<ul style="list-style-type: none"> <li>• Support the organisation in culture change</li> </ul>
Industrial relations	<ul style="list-style-type: none"> <li>• Manage EBA negotiations and agreements</li> </ul>
Performance management	<ul style="list-style-type: none"> <li>• Provide a suitable performance management process and system for the organisation</li> </ul>
Occupational Health and Safety	<ul style="list-style-type: none"> <li>• Educate and manage occupational health and safety for the organisation</li> </ul>



## Amendments to the program

New projects added to the program this quarter and amendments of a value greater than \$100,000 are listed below.

Project	Project ID	Adopted expenditure 2021/22 (\$)	Amended expenditure 2021/22 (\$)	Comments
Contribution – Sculpture at Bathers Beach	P-11960	0	40,000	This event is held every second year, next event Feb/March 2022.
Design and construct – Naval Store	P-12066	0	920,000	Fully funded by Enkel Collective Co-operative Ltd, for design and construction of the adaptation of the mezzanine area.
Design and construct – 70 Parry St fit-out (Stage 1)	P-12068	0	243,342	These works are required to revert the Fremantle Oval building back to a sporting facility to accommodate Perth Glory in line with the requirements of their executed Licence Agreement.
Design and construct – Fremantle Leisure Centre – Kiosk	P-12074	0	40,000	Additional funding required to upgrade Leisure Centre kiosk prior to new tenants taking possession. Amendment approved as part of mid-year budget review.
Demolish – 112 Beach Street	P-12071	0	40,000	Additional funding required for new project to demolish 112 Beach Street. Amendment approved as part of mid-year budget review.
Construct – Fremantle Park car park	P-10865	450,000	0	Project on hold and will be re-considered following finalisation of the City's parking strategy. Amendment approved as part of mid-year budget review.
Design and construct – Frank Gibson – Lighting (stage 2)	P-12065	0	150,000	New floodlighting at Frank Gibson Reserve, fully funded by the Fremantle Netball Club. Amendment approved as part of mid-year budget review.
Fit out – Fremantle Visitor Centre	P-12072	0	30,000	Visitor Centre fit out costs approved as part of mid-year budget review.



## Capability Indicators

Indicator	Target	Results
Customer service satisfaction	90%	97% for 2020/21
<b>Financial ratios</b>		
Current ratio	>1	
Debt service cover ratio	>2	
Operating surplus ratio	>0	
Own source revenue coverage ratio	>0.60	
Asset consumption ratio	>0.60	
Asset renewal funding ratio	>0.75	
Asset sustainability ratio	>0.90	

*Note Financial and asset ratios are per the Audited Financial Statements for year ending 30 June 2022 once published.*

*Budget compliance figures are correct at date of reporting*

*The financial and asset ratios will be reported at the end of the financial year while budget compliance update will be reported quarterly.*

Budget compliance +/-10%	Q1	Q2	Q3	Q4
Operating revenue (inc. rates)	(0.11%)	(0.04%)	1.85%	
Operating expense	9.04%	9.15%	(0.39%)	
Capital revenue	11.26%	0.72%	(22.09%)	
Capital expense	(47.69%)	35.60%	10.69%	



## Project Performance by Business Unit

Please note, commentary is provided by exception.

Project Description	Jul-Sep Oct-Dec Jan-Mar Apr-Jun	% Complete	Status	Comment (By exception)	Gross project budget \$	Grant funding budget \$	Amended gross project budget \$	Amended grant funding budget \$	Actuals \$
<b>People and Culture</b>									
<b>People and Culture</b>									
OP	✓ ✓ ✓ ✓			Progress impacted by resignation of Org Change and Development Manager. Replacement role being considered by A/CEO.					
P-12037	✓ ✓ ✓ ✓	60	On track	As above	50,000				30,300
<b>Office of the Chief Executive</b>									
<b>Leadership and Governance</b>									
OP	✓ ✓ ✓ ✓			Regulation 17 review for 3 year period (2019-2021) is complete. A fresh 3 year review will be undertaken in 2022 (for 2022-24). 2021 Compliance audit return has been completed, adopted and submitted to the DLGSC as required.					
OP	✓ ✓ ✓ ✓			Complete					
OP	✓ ✓ ✓ ✓			Elected members have been signed up to the WAEC portal to enable them to complete the essentials training. Regular reminders are sent and the online register updated as training is completed.					
OP	✓ ✓ ✓ ✓			Managers and Directors have been consulted and officer training has been rolled out.					
P-10118	✓	100	Complete	WAEC provide an estimate. Additional costs for staffing arose given the extended time for second count in some wards.	105,000				118,638
P-10186	✓	100	Complete				7,919		14,080
<b>City Business Directorate</b>									
<b>Financial Services</b>									
OP	✓ ✓ ✓ ✓			This is an ongoing initiative to drive continuous improvement as part of our normal culture.					
OP	✓ ✓ ✓ ✓								
OP	✓ ✓ ✓ ✓			The project is ~70% complete overall with most of the programming effort completed. The final stages of integration and testing are now underway.					

Meeting Attachments – Finance, Policy, Operations and Legislations Committee  
 Wednesday 11 May 2022



Project Description	Jul-Sep	Oct-Dec	Jan-Mar	Apr-Jun	% Complete	Status	Comment (By exception)	Gross project budget \$	Grant funding budget \$	Amended gross project budget \$	Amended grant funding budget \$	Actuals \$
OP Transition of depot staff to electronic timesheets	✓	✓	✓	✓			Completed progressively from original Pilot late Q1 through to final transition mid-Q2. Electronic timesheets are now standard process for all Depot staff.					
<b>Economic Development and Marketing</b>												
OP Walyalup Koort place activation program	✓	✓	✓	✓			Continuing to deliver on the activation program					
OP Program - Destination Marketing campaign	✓	✓	✓	✓			ETA for campaign launch week beginning 15 May					
P-12043 Program - Strategic Community Plan Review	✓	✓	✓	✓	20	On track		173,000				6,646
P-10458 Disposal - 7 Quarry St		✓	✓	✓	20	Off track	Agent has been appointed.	(2,720,000)				-
P-11052 Disposal - 9 Quarry St		✓	✓	✓	20	Off track	Agent has been appointed.	(2,250,000)				-
P-11973 Deliver - Entrepreneurs Program - Expert in Residence	✓	✓	✓	✓	100	Complete		21,250	21,250	55,620	55,620	55,620
P-12041 Program - Ticket machines	✓	✓	✓	✓	100	Complete		466,000				205,000
P-12044 Deliver - Promote Fremantle video	✓	✓	✓	✓	100	Complete		10,000	5,000			-
Operating Develop - Film prospectus	✓	✓	✓	✓	30	On track		-				-
P-12052 Purchase - Street party equipment and training	✓	✓	✓	✓	50	On track		5,000				-
<b>Information Technology</b>												
OP Replace PC fleet	✓	✓	✓	✓	100	Complete	325 new mobile devices have been rolled out to staff along with the replacement of 225 workstations and 20 point of sale machines across all City sites.					
OP Replace voice communication system	✓	✓	✓	✓	0	Postponed	This project has been postponed due to a lack of available resources to implement this project. Current start date scheduled for July 2022.					
OP WCC fit out and relocation	✓	✓	✓	✓	100	Complete	This project was completed successfully with all staff transitioned to WCC in December 2021.					
OP OAG IT Audit recommendations	✓	✓	✓	✓	75	On track	This project is ongoing and will continue throughout the 22/23 FY.					
P-10498 Install - Network infrastructure	✓	✓	✓	✓	100	Complete		20,000				20,000
P-10897 Relocation - Wi-Fi network infrastructure	✓	✓	✓	✓	100	Complete		32,032				32,032
P-11077 Install - Kings Sq network infrastructure	✓	✓	✓	✓	100	Complete		34,638				34,638
P-11636 Relocation - Vocus communications	✓	✓	✓	✓	100	Complete		21,400				21,400
P-11832 Software - IT Strategy Going Digital		✓	✓	✓	66	On track		40,000				-
P-11909 Software - Firewall security		✓	✓	✓	0	On track		50,000				-
P-12034 Purchase - Swim Program - iPad		✓	✓	✓	0	On track		20,000				-
<b>Field Services</b>												
P-11720 Software - Mobile compliance		✓	✓	✓	20	Further Postponed	Resources are being sourced by IT to complete the Project. Completion is expected at end of calendar year.	23,700				
P-12036 Purchase - Parking licence plate recognition cameras		✓	✓	✓	0	Postponed	Waiting for the installation of pay per plate infrastructure in carparks before going ahead with this project - expect delay of 12 - 18 months.	180,000				-
P-12038 Purchase - Hand held licence plate recognition equipment and software	✓	✓	✓	✓	100	Complete		40,000				23,676
P-12039 Purchase - Noise Level Meter	✓	✓	✓	✓	100	Complete		15,000				12,415

Meeting Attachments – Finance, Policy, Operations and Legislations Committee  
 Wednesday 11 May 2022




Project Description		Jul-Sep	Oct-Dec	Jan-Mar	Apr-Jun	% Complete	Status	Comment (By exception)	Gross project budget \$	Grant funding budget \$	Amended gross project budget \$	Amended grant funding budget \$	Actuals \$
<b>Community Development</b>													
<b>Arts and Culture</b>													
OP	Develop - Creative Plan	✓	✓	✓	✓			Research and development stage complete. Entering into community consultation.					
P-10545	Program - Artworks Victor Felstead	✓	✓	✓	✓	50	On track		7,000	7,000			-
P-10848	Program-In Cahoots art exhibition	✓	✓	✓	✓	15	On track	Federally funded touring exhibition.	111,384	11,384			53,481
P-11687	Design and Construct - Walyalup Koort - Public art	✓	✓	✓	✓	30	On track	Will be hung in Walyalup Koort between use.	60,200				25,000
P-11729	Program-Reveal Aboriginal Artist 2020	✓	✓	✓	✓	100	Complete		18,898	18,898			19,074
P-11830	Program - Biennale Public Art	✓	✓	✓	✓	100	Complete		78,182				78,182
P-11945	Program-Revealed Aboriginal Artist 2021	✓	✓	✓	✓	100	Complete						-
P-11960	Contribution - Sculpture at Bathers Beach	✓	✓	✓	✓	95	On track		40,000				40,000
P-12031	Program-Revealed Aboriginal Artist 2022	✓	✓	✓	✓	0	On track	Awaiting final event report. Exhibition opening 6 May.	250,000	250,000			37,228
<b>Community Development</b>													
OP	Implement Age Friendly City Plan	✓	✓	✓	✓			On track					
OP	Implement Walyalup Reconciliation Action Plan	✓	✓	✓	✓			On track, Next WRAP is in development, due late 2022					
OP	Develop and implement social inclusion plan	✓	✓	✓	✓			Now referred to as Homeless Plan, resource is required to implement all actions within the plan. The Goodwill Services Policy has been endorsed and the registration process is in development. The Outreach Services map has been developed and will be printed and distributed.					
OP	Develop and implement Community Sport and Recreation Facilities Plan	✓	✓	✓	✓			Ongoing - Further research undertaken to the Strategic Framework required and supporting documentation to ensure implementation of a CSRFP is successful in the organisation. A proposed approach to this framework is being developed for ELT consideration. Club development still occurring. The City facilitated four food sensation courses and two first aid courses.					
OP	Deliver Neighbour to Neighbour Program	✓	✓	✓	✓			On track. Responsive to COVID on localised approach, volunteers have assisted a number of vulnerable people with lawn mowing, gardens and removal of unwanted items. Promotional material and magnets have been developed to promote the service further.					
MP	Age Friendly Communities -Together Again Cafe Project	✓	✓	✓	✓	100	Complete		11,353	11,353			9,333
P-11934	Deliver - Sharing Our Story	✓	✓	✓	✓	90	On track	Converging stories have occurred throughout and there are a couple more stories scheduled to take place.	11,890	4,930			2,000
P-11955	Software - Legal Centre	✓	✓	✓	✓	80	Off track	Awaiting procurement through IT.	15,323	15,323			6,005

**Meeting Attachments – Finance, Policy, Operations and Legislations Committee  
Wednesday 11 May 2022**



Project Description	Jul-Sep	Oct-Dec	Jan-Mar	Apr-Jun	% Complete	Status	Comment (By exception)	Gross project budget \$	Grant funding budget \$	Amended gross project budget \$	Amended grant funding budget \$	Actuals \$
P-11983 Design and construct - Leighton Beach Access	✓	✓	✓		75	On track	Leighton beach access has been completed. Artwork is in development for the storage shed to educate the community on their use and availability.	50,000	50,000			41,796
P-12062 Report - 20 frame 20 lives	✓				100	Complete		43,200				43,200
MP Event - WA bike month		✓	✓		100	Complete		4,000	4,000			3,978
<b>Communications and Events</b>												
P-10594 Design - Corporate website	✓	✓			20	Postponed	Project carried forward to new financial year.	13,800				1,800
P-11641 Purchase - Time-lapse photography	✓	✓			100	Complete		2,470				5,600
P-11736 Plan - Walyalup Koort communications	✓	✓			100	Complete	Project overspend to support promotion of Walyalup Koort activation activities and opening events.	3,861				19,802
<b>Customer Experience and Learning</b>												
P-12063 Purchase - Telephony System		✓	✓		0	Postponed	IT resources allocated to other projects such as the PC fleet replacement, pushing the project to the next financial year.	95,000				-
P-11054 Event - Building digital skills	✓	✓	✓	✓	0	On track		11,365				-
<b>Strategic Planning and Projects Directorate</b>												
<b>Strategic Planning</b>												
P-10426 Plan - Undertake heritage review	✓	✓	✓	✓	20	Monitor	WGV: Delay in completing surveys - scope underestimated.	50,000	20,000			-
P-11804 Contribution - Roundhouse signage	✓	✓	✓	✓	85	Off track	Design to be finalised, prior to City spend on installation. Flag for carry forward project to next financial year.	20,000				-
P-12046 Plan - South Fremantle heritage area	✓	✓	✓	✓	70	Monitor	Delay in completing surveys - scope underestimated.	20,000				10,000
<b>City Design and Projects</b>												
OP Represent the City regarding State Govt projects and report to council	✓	✓	✓	✓			Swan River Crossing going through concept re-design.					
OP Italian Club redevelopment	✓	✓	✓	✓			No further project information by developer.					
P-10300 Plan-Fremantle Oval Precinct	✓	✓	✓	✓	70	On track		238,375				156,677
P-11878 Design and Construct - Walyalup Koort - Public Artwork	✓	✓	✓	✓	40	On track	Executive Leadership Team assessing project, prior to Council.	137,949				25,125
P-12051 Plan - Leisure Centre Redevelopment Business Case		✓	✓		90	On track	Substantially complete. To go to Executive Leadership Team and Council.	30,000				-
<b>Development Approvals</b>												
OP Increase the service requests available on the City's customer portal	✓	✓	✓	✓			Complete - City's planning services are set up to be online.					

Meeting Attachments – Finance, Policy, Operations and Legislations Committee  
 Wednesday 11 May 2022



Project Description	Jul-Sep	Oct-Dec	Jan-Mar	Apr-Jun	% Complete	Status	Comment (By exception)	Gross project budget \$	Grant funding budget \$	Amended gross project budget \$	Amended grant funding budget \$	Actuals \$
<b>Infrastructure Directorate</b>												
<b>Waste and Fleet Management</b>												
P-10273	✓	✓	✓		90	On track		44,210	44,210			10,680
P-10392	✓	✓	✓		5	On track		15,000				866
P-11328	✓	✓	✓		40	On track		25,000				15,880
P-11963	✓	✓	✓		15	On track		106,255	106,255			26,320
P-12032	✓	✓	✓		0	On track		40,000				1,658
<b>Infrastructure Engineering</b>												
P-10865		✓			0	Postponed	Fremantle Park to be deferred at mid-year review pending parking plan and business case for Leisure Centre.	450,000				-
P-11910	✓	✓	✓		100	Complete	This work is associated with the LRCIP funding and one project that was carried over into 21/22 Budget. Sailing Club entrance required tail permits and this added to the complexity of the project. Additional mid-year funds will be sort to cover expenditure.	20,000	20,000			31,017
P-11914	✓	✓			15	On track		30,000	15,000			24,241
P-11915	✓	✓			95	On track	Additional works required to accommodate minor alterations to planting, cycling facilities and layout of on-street parking.	268,000	268,000			275,783
P-11952	✓	✓			65	On track		67,449				34,540
P-11966	✓	✓	✓		0	On track		10,000				-
P-11980	✓	✓	✓		100	Complete		112,940				90,448
P-11984	✓	✓	✓		95	On track		45,200	45,200			23,085
P-11997	✓	✓	✓		0	On track		40,000				250
P-11998	✓	✓	✓		0	On track		35,000				600
P-11999	✓	✓	✓		85	On track		19,000				18,998
P-12001	✓	✓	✓		0	On track		188,378	107,208		105,587	-
P-12002	✓	✓	✓		0	On track		208,134	119,387		117,521	3,516
P-12003	✓	✓	✓		15	On track		353,869	185,754		179,623	304,818
P-12004	✓	✓	✓		24	On track		198,329	112,431		110,760	157,299
P-12005	✓	✓	✓		3	On track		303,287	126,685		124,972	80,598
P-12006	✓	✓	✓		0	On track		208,431	68,195		66,626	5,891
P-12007	✓	✓	✓		10	On track		10,000	6,996			1,535
P-12008	✓	✓	✓		10	On track		40,000	32,560			6,080
P-12009	✓	✓	✓		10	On track		55,000	46,125			16,214
P-12010	✓	✓	✓		10	On track		25,000	19,965			-
P-12011	✓	✓	✓		10	On track		15,000	10,719			2,000
P-12012	✓				10	On track		25,000	18,436			-

Meeting Attachments – Finance, Policy, Operations and Legislations Committee  
 Wednesday 11 May 2022




Project Description	Jul-Sep	Oct-Dec	Jan-Mar	Apr-Jun	% Complete	Status	Comment (By exception)	Gross project budget \$	Grant funding budget \$	Amended gross project budget \$	Amended grant funding budget \$	Actuals \$
P-12013 Resurface - R2R - Sowden Drive	✓				10	On track		35,000	29,989			-
P-12014 Resurface - R2R - Watkins Street	✓	✓			10	On track		155,000	109,293			64,491
P-12016 Design and Construct - Ord Street - Bike Lane	✓	✓	✓		0	On track		60,000	60,000			8,653
P-12017 Relocate - Electric Vehicle Chargers	✓	✓	✓		50	On track		15,000				-
P-12018 Install - South Beach - Solar Lighting	✓	✓	✓		70	On track		25,000				1,401
P-12019 Design and Construct - Hilton - Underground Power	✓	✓	✓		10	On track		395,000				395,000
P-12020 Design and Construct - Samson - Bollards	✓	✓	✓		100	Complete		12,445				10,412
P-12022 Purchase - Speed Display Signs	✓	✓	✓		95	On track		15,000				15,725
P-12029 Design and Construct - McCombe Avenue - Bike Lane	✓	✓	✓		85	On track		65,000	55,000			62,784
P-12047 Design and Construct - Wiluna and Hope - Intersection	✓	✓			0	Monitor	Roundabout will be constructed in late May once all of the utility services have been reviewed and approval received from Main Roads WA regarding sign and line marking.	262,667	174,000			550
P-12048 Design and Construct - Paddy Troy Mall - Lighting and Trees	✓	✓	✓		40	On track		25,000				9,865
P-12049 Design and Construct - Duffield Avenue - Footpath	✓	✓	✓		0	On track		80,000	60,000			-
P-12053 Design and Construct - Leighton Beach traffic calming	✓	✓	✓		0	On track		10,000				-
P-12054 Design and Construct - Port Beach - Carpark	✓	✓			100	Complete	Minor changes to final construction layout added unforeseen costs.	50,000				50,984
P-12057 Contribution - Westgate Mall Courtyard	✓	✓	✓		0	Monitor	Waiting for comment from developer on progress and design of their works.	160,000				-
P-12059 Design and Construct - Marine Tce and Capo D'Orlando Ave - Bicycle refuge	✓	✓	✓		0	On track		30,000				-
<b>Parks and Landscape</b>												
P-10077 Program - Parks - Infrastructure	✓	✓	✓	✓	50	On track		230,000				58,411
P-10412 Design and construct - Booyembara Park Masterplan	✓	✓	✓	✓	30	Off track	Project delivery was aligned with the Fremantle Public Golf Clubhouse and Community Facility. Project on hold until the timing of the facility is known.	404,075	404,075			-
P-11680 Design and construct - Walyalup Koort playspace	✓	✓	✓	✓	100	Complete		195,078				176,736
P-11708 Plan - Coastal monitoring	✓	✓	✓	✓	50	On track		40,075	10,530		16,470	16,700
P-11819 Design and construct - Dick Lawrence - Playspace	✓	✓	✓	✓	30	On track		180,000	180,000			28,143
P-11823 Design and construct-Port Beach coastal adaptation	✓	✓	✓	✓	15	On track		2,993,415	2,993,415		3,088,095	307,010
P-11882 Design and construct - Fremantle Golf Course Building and Community Facility	✓	✓	✓	✓	75	Off track	Golf clubhouse and community facility currently on hold as per Council decision December 2021. Contractor has gone into administration. Officers are liaising with the administrators and rescoping the project to complete the works. Additional budget may be required.	3,168,042	3,168,042	3,955,261	3,927,261	894,125
P-11904 Design and construct- Gilbert Fraser - Lighting	✓	✓	✓	✓	85	Off track		278,120			255,180	221,089
P-11911 Design and construct - Leighton Beach - Shelters	✓	✓	✓	✓	100	Complete		53,147				42,553
P-11912 Design and construct - Coral Park - Irrigation Upgrade	✓	✓	✓	✓	30	On track		80,000				4,960
P-11970 Program - Northbank Foreshore Stabilisation (Stage 2)	✓	✓	✓	✓	100	On track		42,606			28,404	25,551

Meeting Attachments – Finance, Policy, Operations and Legislations Committee  
 Wednesday 11 May 2022



Project Description	Jul-Sep	Oct-Dec	Jan-Mar	Apr-Jun	% Complete	Status	Comment (By exception)	Gross project budget \$	Grant funding budget \$	Amended gross project budget \$	Amended grant funding budget \$	Actuals \$
P-11978 Purchase - Proclamation tree plaque	✓	✓	✓	✓	100	On track		8,000				6,550
P-12000 Program - Doepel St trees			✓		10	On track		30,000				-
P-12023 Design and construct - Alfred Park - Irrigation	✓	✓	✓		95	On track		40,000				26,810
P-12024 Design and construct - Bathers South Beach - Structures		✓	✓	✓	10	Monitor	Project delayed due to a budget amendment to reallocate funds in September 2021 to allow the City to accept a CAP grant for project P-12028 Program - Coastal Monitoring (South). The project is in procurement.	150,000	75,000	36,381		-
P-12026 Design and construct - Florence Park - Playground		✓	✓		30	Monitor	Project delayed due to supply issue with swing, to be completed this financial year.	10,000				-
P-12027 Design and construct - Griffiths Park - Upgrade			✓		10	On track		347,000	247,000			4,673
P-12028 Program - Coastal monitoring (South)	✓	✓	✓	✓	5	Off track	Project required 50/50 funding from CoF to receive the CAP grant. A budget amendment was approved in September 2021 to allow CoF to receive the grant. Project has been awarded and monitoring commenced.	77,238		38,619		-
P-12058 Design and construct - Booyeembara Park - Mountain Bike Trail	✓	✓	✓		0	On track		760,000	460,000			3,673
P-12060 Contribution - Bushland restoration work	✓				100	Complete		10,000				10,000
P-12064 Design and construct - Fremantle Driving Range - Upgrade	✓	✓			100	Complete	Additional costs due to contract variations to address site conditions on the driving range, has been addressed through mid year review.	120,000	120,000			146,523
P-12070 Deliver - N Fremantle landscaping	✓	✓	✓		0	On track					60,000	-
<b>Facilities and Environmental Management</b>												
P-10898 Install - Civic building AV equipment	✓	✓			100	Complete		353,524				204,839
P-10962 Relocation - Civic building	✓				100	Complete		100,000				54,309
P-10964 Restoration-Town Hall Internal	✓	✓	✓	✓	95	Off track	Works are complete. Awaiting final invoices before project can be closed. (initial delay caused by Pindan liquidation).	21,650				10,119
P-11670 Design and Construct-Leisure Centre Pool Roof		✓	✓	✓	10	Off track	Stage 1 complete. Redesign and documentation underway, all consultants engaged.	936,560				205,443
P-11682 Construct - Civic building fit out	✓	✓	✓		90	Monitor	Finalising furniture defects.	656,826				73,503
P-11838 Design and Construct - Kings Sq adult change facility	✓	✓			100	Complete	Accounts to be finalised.	150,000				931
P-11842 Design and Construct-Westgate Mall courtyard		✓			50	Off track	First section completed (walkway to Cantonment St).	36,780				-
P-11843 Design and Construct- Markets Building Services		✓	✓		30	Off track	RfI Currently being completed ready for review. Estimated advertisement date 18 May 2022.	2,278,033	1,700,000			7,900
P-11873 Program-Solar Panels City		✓	✓		5	Postponed	Project quarantined.	31,510				-
P-11886 Design and construct - Depot - Site preparation		✓	✓	✓	35	Monitor	Depot Waste Building contractor appointment expected w/c 25/04/2022. Commencement date on site 30/05/2022.	20,759	20,759	33,359	33,359	4,458
P-11887 Design and Construct - 14 Parry Street - Waste		✓	✓		100	Complete		20,000				20,287
P-11943 Construct - Town Hall - Fire upgrade	✓	✓	✓		100	Complete	Additional budget approved.	70,587				118,268
P-11965 Purchase - Leisure Centre - Disinfectant System	✓				100	Complete		50,000		31,000		30,655
P-11968 Purchase - Leisure Centre - Pool blankets	✓				100	Complete		94,000		64,000		61,961
P-11981 Design and Construct - Men's Shed - Wall	✓	✓	✓		98	Monitor	Finalising fencing.	100,000				55,391

**Meeting Attachments – Finance, Policy, Operations and Legislations Committee  
Wednesday 11 May 2022**



Project Description	Jul-Sep	Oct-Dec	Jan-Mar	Apr-Jun	% Complete	Status	Comment (By exception)	Gross project budget \$	Grant funding budget \$	Amended gross project budget \$	Amended grant funding budget \$	Actuals \$
P-11982 Design and Construct – Arts Centre – Sewer	✓	✓	✓	✓	100	Complete		70,000		54,000		52,950
P-11985 Design and Construct – APACE – fence	✓	✓	✓	✓	0	Monitor	RFQ being prepared.	20,000				
P-11986 Design and Construct – Port Beach – Toilets	✓	✓	✓	✓	0	Monitor	Works to progress out of season.	50,000				
P-11987 Design and Construct – Fremantle Education Centre	✓	✓	✓	✓	50	Postponed	Project quarantined.	200,000				53,790
P-11988 Design and Construct – Gil Fraser Grandstand – Staircase	✓	✓	✓	✓	0	Monitor	Scope to be confirmed RFQ to be issued.	50,000				
P-11989 Design and Construct – Ken Allen – Clubhouse	✓	✓	✓	✓	0	Monitor	Structural Engineer to be appointed to determine scope of works. This project to be developed as part of a master plan approach.	120,000				
P-11990 Design and Construct – Ken Allen – Pavers	✓	✓	✓	✓	0	Monitor	On hold – to be included in larger project	60,000				
P-11992 Design – South Beach change rooms	✓	✓	✓	✓	25	On track		150,000				27,600
P-11993 Design and Construct – Union Stores – Window	✓	✓	✓	✓	25	On track	RFQ is in the process of being issued.	30,000				
P-11995 Restore – Heritage Walls	✓	✓	✓	✓	100	Complete		30,000				29,714
P-12015 Removal – Stevens Reserve – Structure	✓	✓	✓	✓	0	Monitor	Awarded, contractors on site.			10,000		
P-12033 Software – Utility data management system	✓	✓	✓	✓	0	On track		12,000				
P-12045 Design and Construct – Leisure Centre – Shade Sail	✓	✓	✓	✓	100	Complete		150,000	123,000	215,000		100,214
P-12050 Purchase – South Beach – Temporary Toilets	✓	✓	✓	✓	75	Monitor	Temporary toilets purchased due to complete in May 2022.	120,000				80,841
P-10260 Program – Arthur Head – Wall stabilisation	✓	✓	✓	✓	95	Monitor	Areas 1, 4, 6, 7 & 8 complete. Awaiting area 3 to be complete end of April 2022.	474,256		525,744	25,744	306,322
P-12066 Design and construct – Naval Store	✓	✓	✓	✓	10	Monitor	The project is held waiting on agreement with the tenant for management of the procurement and management of the design consultant and process.			920,000	920,000	
P-12068 Design and construct – 70 Parry St Fit out (stage 1)	✓	✓	✓	✓	95	On track	Phase 1 complete.			243,342		84,868
P-10297 Construct – Civic building	✓	✓	✓	✓	100	Complete	P-10297 and P-10298EX are combined budgets for the construction of the civic building. Remaining budget will be used towards payment of retentions.	3,000,000		7,105,074		
P-10298EX Construct – Civic Building (extra)	✓	✓	✓	✓	100	Complete				566,791		7,248,829
Program – Infrastructure Recovery	✓	✓	✓	✓		On track		227,126		115,126		42,553



## FPOL2205-3 ADVERTISING OF THE PROPOSED DIFFERENTIAL RATE FOR THE 2022/23 FINANCIAL YEAR

### Objects and Reasons

In accordance with Sections 6.33 and 6.36 of the Local Government Act 1995 and Council's intention to continue levying differential general rates for the 2022-23 financial year on rateable properties within the City, the City is required to publish its Objects and Reasons for implementing differential general rates.

### Rates and Minimum Charges

The City of Fremantle will apply differential general rates and minimum payments for the 2022-23 financial year as summarised in the following table:

Rate Category	Rate in the \$	Minimum Payment
Residential Improved	0.090585	\$1,481
Commercial and Industrial General	0.096174	\$1,481
Vacant Commercial and Industrial	0.171982	\$1,481
City Centre Commercial	0.098241	\$1,481
Vacant Residential Land	0.138413	\$1,434
Residential Short-Term Accommodation	0.101024	\$1,481

### Why do we have differential rates?

The rates you pay are a proportionate share of what is needed by the City to provide local services and facilities. To levy rates that are more equitable across different types of properties the City has implemented differential rates which reflect the costs associated with service delivery across the different rating categories.

### Objectives of the differential rates

The Gross Rental Value or GRV represents the gross annual rental that a property might reasonably be expected to earn annually if it were rented, including rates, taxes, insurance and other outgoings. GRVs are provided to the City by Landgate to calculate rates, service charges and levies to be paid by property owners.

### Residential Improved

- ◇ A differential general rate of 9.0585 cents in the dollar applies to Residential Improved Land with a minimum payment amount of \$1,481.
- ◇ The residential improved differential general rate applies to land that is used for residential purposes under the Local Planning Scheme No. 4 however may be located in any zone and is valued on a Gross Rental Value basis (GRV).
- ◇ This rate is set on the basis that all ratepayers make a reasonable contribution to the cost of local government services and facilities available to residents. It is the City's benchmark by which all other GRV rate properties are assessed.



#### Commercial and Industrial General

- ◊ A differential general rate of 9.6174 cents in the dollar applies to Improved Commercial and Industrial Land with a minimum payment amount of \$1,481.
- ◊ The commercial and industrial differential general rate applies to all commercial and industrial properties that are zoned under the Local Planning Scheme No. 4 for commercial and industrial purposes and which are not specifically covered by any other differential rate and is valued on a Gross Rental Value basis (GRV).
- ◊ The object of this rate is to ensure that a reasonable contribution is made towards the higher costs of services and facilities associated with these properties such as increased maintenance requirements, transport links, costs associated with economic development initiatives and marketing.

#### Vacant Commercial and Industrial

- ◊ A differential general rate of 17.1982 cents in the dollar applies to Vacant Commercial and Industrial Land with a minimum payment amount of \$1,481.
- ◊ The vacant commercial and industrial land differential general rate applies to vacant land that is zoned under the Local Planning Scheme No. 4 for commercial and industrial purposes and is valued on a Gross Rental Value basis (GRV).
- ◊ The city considers the development of vacant commercial and industrial rateable land in the best interests of the community therefore has set a rate higher than that which applies to developed commercial and industrial properties.

#### City Centre Commercial

- ◊ A differential general rate of 9.8241 cents in the dollar applies to City Centre Commercial Land with a minimum payment amount of \$1,481.
- ◊ The City Centre Commercial differential general rate applies to all properties other than residential located within the boundaries of the City Centre zone and the abutting Metropolitan Regional reserves ([refer map](#)) being areas bounded by Parry Street, Norfolk Street and including those properties located in Fremantle Fishing Boat and Challenger Harbours and on Victoria Quay.
- ◊ The object of this rate is to ensure that a reasonable contribution is made towards the higher costs of services and facilities associated with these properties such as increased maintenance requirements, transport links, costs associated with economic development initiatives and marketing.

#### Vacant Residential Land

- ◊ A differential general rate of 13.8413 cents in the dollar applies to Vacant Residential Land with a minimum payment amount of \$1,434.
- ◊ The vacant residential land differential general rate applies to vacant land that is zoned under the Local Planning Scheme No. 4 for residential purposes.
- ◊ The City considers the development of all vacant rateable land to be in the best interests of the community as it will improve increase the vibrancy of the City and neighbourhood centres.

#### Residential Short-Term Accommodation

- ◊ A differential general rate of 10.1024 cents in the dollar applies to Residential Short-Term Accommodation with a minimum payment amount of \$1,481.
- ◊ The residential short term accommodation differential general rate applies to land zoned residential where a purpose for which the land is held or used is to offer home short stay lodging primarily for tourism experiences and includes the following dwellings in accordance with the



[Short Stay Accommodation Local Law](#) or otherwise approved under Local Planning Scheme No. 4 for short stay accommodation.

- a) One-bedroom dwelling used primarily for short stay accommodation
  - b) Dwellings with two or more bedrooms used for short stay accommodation
- ◊ The object of this rate is to ensure the owners of residential land wholly or partly used for the commercial purpose of short stay accommodation contribute to costs associated with economic development initiatives and marketing.

### Specified Area Rates

A Specified Area Rate (SAR) is an additional rate charge that is applied separately to designated areas within the City. This covers additional maintenance or service costs for a higher standard above what would ordinarily be provided by the City.

The City of Fremantle will apply Specified Area Rates for the 2022-23 financial year as summarised in the following table:

Specified Area Rates	Rate in the \$	Minimum Payment
CBD Security Levy	0.001289	N/A
Leighton Maintenance	0.005533	N/A

#### CBD Security Levy

To fund a safety and security strategy for a specified area of the Fremantle CBD that is applicable to all properties Bounded by Parry Street, South Terrace, Suffolk Street, Fishing Boat Harbour (West of Mews Road) and along the coast to Bathers Beach, Fleet Street, Phillimore Street and Elder Place.

#### Leighton Maintenance

To fund the above normal costs associated with maintaining the higher standard of landscaping of the Leighton Residential Area and is applicable to all properties within the Leighton Beach area and that as this time are located on Port Beach Road, Leighton Beach Boulevard and Freeman Loop.

#### Useful Links

[WALGA - About Local Government Rates in Western Australia | WALGA](#)

[Local Government Rates Rebate \(communities.wa.gov.au\)](#)

[CBD Map](#)

[Leighton Map](#)

[LOCAL GOVERNMENT ACT 1995](#)



## FPOL2205-4 ADOPTION CITY OF FREMANTLE PROPERTY AMENDMENT LOCAL LAW 2022 (SHARK FISHING PROVISION)

### Attachment 1. Local Government Property Amendment Local Law 2022

#### LOCAL GOVERNMENT ACT 1995 CITY OF FREMANTLE

#### LOCAL GOVERNMENT PROPERTY AMENDMENT LOCAL LAW 2022

Under the powers conferred by the *Local Government Act 1995* and by all other powers, the Council of the City of Fremantle resolved on [XXXX] to make the following local law.

#### 1. Citation

This local law may be cited as the *City of Fremantle Local Government Property Amendment Local Law 2022*.

#### 2. Commencement

This local law comes into operation 14 days after the date of its publication in the *Government Gazette*.

#### 3. Principal Local Law amended

This local law amends the *City of Fremantle Local Government Property local law 2002* as published in the *Government Gazette* on 11 November 2002 and as amended on 12 March 2019 and 12 February 2021.

#### 4. New clause 5.4A:

After clause 5.3, insert the following

##### 5.4A prohibited fishing activities

- (1) A person must not fish for sharks –
  - (a) by means of any fishing line that contains any metal wire or chain within one metre of any hook;
  - (b) with use of blood or berley as a lure;
  - (c) with use of a device such as a spear gun, hand spear, hawaiian sling or other like device.

#### 5. Clause 9.3(1)

In clause 9.3(1)(c) delete “Association Incorporations Act 1987” and replace with “Associations Incorporations Act 2015”.



**6. Schedule 1 amended**

Delete Schedule 1 and insert:

<b>SCHEDULE 1 PENALTIES</b>			
<b>ITEM</b>	<b>CLAUSE</b>	<b>DESCRIPTION</b>	<b>MODIFIED PENALTY \$</b>
1	2.4	Failure to comply with determination	125
2	3.6(1)	Failure to comply with conditions of permit	125
3	3.13(1)	Failure to obtain a permit	125
4	3.14(3)	Failure to obtain permit to camp outside a facility	125
5	3.15(1)	Failure to obtain permit for liquor	125
6	3.16	Failure of permit holder to comply with responsibilities	125
7	4.2(1)	Behaviour detrimental to property	125
8	4.3(1)	Taking or injuring any fauna	125
9	4.3(3)	Removing or damaging any flora	125
10	4.4	Under influence of liquor or prohibited drug	125
11	4.6(2)	Failure to comply with sign on local government property	125
12	5.3	Failure to comply with sign or direction on beach	125
13	5.4A	Undertaking prohibited fishing activities	500
14	5.4	Unauthorised entry to fenced or closed local government property	125
15	5.6	Failure to comply with direction of controller or notice on golf course	125
16	6.1(1)	Unauthorised entry to function on local government property	125
17	7.3	Unauthorised use of any part of jetty which is closed or under repair or construction	125
18	7.4	Mooring of boats in unauthorised manner	125
19	7.5	Unauthorised mooring of a boat to jetty	125
20	7.6	Failure to remove moored boat on direction of authorised person	125
21	7.7	Launching of boat from jetty without consent	125
22	7.8	Mooring when not ready to load or discharge cargo, at times not permitted or for longer than permitted	125
23	7.9	Unlawful storing of goods on jetty	125
24	7.10	Removing goods from jetty during other than permitted hours	125
25	7.11	Failure to remove cargo on jetty on direction of authorised person	125
26	7.12	Unauthorised deposit of bulk cargo on jetty	125
27	7.14	Fishing from jetty or bridge so as to obstruct a boat or another person	125
28	10.1	Failure to comply with notice	250



Attachment 2 – Table of Submissions

Local Government Property Amendment Local Law 2022 submissions.		
NO#	Suburb	Comment
Note: Identifying information other than Suburb has been removed.		
Do not support – 35/120 Submissions (29.2%)		
Support – 85/120 Submissions (70.8%)		
1	MARTIN	the ban ain't going to stop shark coming close to shore and I want to know who they are going to point the finger at next when there's another fatal shark attack. Plus banning something that u have no Scientific evidence to show that people catching sharks is bringing them closer when there's evidence showing that a shark will rarely return to place its caught, instead of banning shark fishing all together ban the use of burly/blood and say shark fishing is only permitted during 7pm and 3am. long term solution would put forward to state government to allow tagging of shark so the shark detection system can actually warn people of the shark because at the moment the shark detection system is being wasted due to their only being a handful of sharks tagged
2	WELLARD	Shark fishing shouldn't be banned due to the facts. That we have studied their migration patterns and we go to where the sharks go during the night to catch them. There are also official studies that shows sharks that are caught in an area they are not likely to return to that area. Fisheries should provide tags or allow sharks fishermen to carry a permit and tags to target sharks and tag them for scientific studies.
3	MEDINA	I believe shark fishing from beaches should be illegal, but I would like shark culling to continue as shark numbers and attacks are increasing exponentially in the past 5 years. Something must be done to curb this dramatic increase
4	ROLEYSTONE	I object to the proposal as this has been a part of my heritage since a child, we are only catching what is already there needs to be more shark fishing to control numbers as I have seen numbers increase in the past few years
5	HAMERSLEY	What sort of research has the city of Fremantle done about having one of if not the largest dog beach in the state right near their area of concern? There is overwhelming evidence to suggest animals in particular dogs attract sharks. When you have thousands of dogs each day using this beach is it not conceivable that sharks are a constant presence. I don't believe the council is going to even consider this as they are too scared of the backlash from dog owners. It is easier to blame a tiny minority of people who I don't believe should have been shark fishing anyway than to look at larger unpopular reasons. If this is the only recommendation the city of Fremantle can come up with then it will show that they are not serious about protecting the public. Do some research and tell me it is not at all possibly true that's all I ask.



6	NORTH FREMANTLE	The clause as it is currently drafted appears to be an exhaustive list and precludes other means of fishing for sharks; for example, fishing using fresh bloody and oily fish bait, organs, raw meat etc. An inclusive definition /approach should be adopted to stop shark fishing by ANY means.
7	WHITE GUM VALLEY	I fully support the City's proposal to ban shark fishing off popular beaches and implement further restrictions. Thank you for helping to make our beaches safer
8	FREMANTLE	I fully support the banning of fishing for sharks or using blood or burley on Fremantle waters. Swimmers should not be subjected to the added risks that shark fishing provides.
9	MOSMAN PARK	No shark fishing should ever be allowed within Perth metro region. WA has plenty of accessible coastline for such an activity.
10	WELLARD	I don't believe shark fishing should be banned
11	ARMADALE	I am glad you are taking swimmers safety into consideration, and I am just wondering what sort of evidence and facts this law is being based on?
12	FREMANTLE	Please ban shark fishing. All fishing should be restricted anywhere within a 500m distance from a swimming beach or other use beach like a dog beach. Boat rules need to be updated to increase distance from 125m or whatever it is now at south beach at least. It's really devastating to me to be swimming and snorkelling at our local beaches and find that some inconsiderate people are leaving lots of dead things behind from the fishing or other shark killing sport silliness from night before. Some sea creatures do die naturally, and some get into fights at mating season etc but usually it's fairly minimal. All shark fishing near any beaches should be banned. There's usually baby port Jackson's tootling around south beach sometimes, they should be more protected!
13	FREMANTLE	I fully support the proposed Local Law to control and manage shark fishing in the City of Fremantle. The proposed mechanisms to prevent the catching of sharks are critically important, both to prevent shark deaths and to reduce the risk to recreational swimmers, kayakers, paddle boarders etc from shark attack. The use of shark bait and berley must be prohibited at all times so that sharks do not become habituated to the availability of easy food. Please introduce meaningful fines for those breaking the law and also please allocate staff resources to regulate fishing along the coast and river.
14	THORNIE	I do not and don't support trophy shark fishing but I feel you have rushed in and made decisions without proper scientific research and consideration for other fishers just to appease a vocal group. I will address several points 1. Burley- removing the shark fishers from the scenario people have used burley for decades off the beach and rock walls to attract bread and butter fish, there has been no related shark attacks due to this and now you are going to have people abusing mum and dad fishermen and elderly people who are using burley to



		<p>attract a feed of herring.</p> <p>2. Wire trace- people fish from your local rock walls for tailor and mackerel using wire trace, by banning it for a real small number of trophy fishers you are disadvantaging a large number of responsible fishers.</p> <p>3. Gummy sharks- gummy sharks are a regular and sustainable catch off of the local beaches and rock walls, they are a popular catch across our country. They do not grow to large sizes and can be caught on relatively light gear and without wire trace. So is this species going to come under your shark ban? And if not I'm almost certain people will get abused if they get seen catching one by certain people.</p> <p>These are just a few issues that I can see arising from a decision you made hastily after an unfortunate shark attack and a vocal group making noise. I look forward to a response but am not holding my breath.</p>
15	COOLOONGUP	<p>Fantastic! Shark fishing is an ego driven hobby where most sharks are killed for a trophy or photograph. The more steps towards a total ban on taking life from our oceans the better</p>
16	FREMANTLE	<p>I would like to put my support to end Shark fishing at all public beaches. Of course, this will start with those under Fremantle care. We ALL understand that entering the water we enter the domain of the creatures that inhabited and call it their home. Those that take it upon themselves to entice sharks close to shore, should be fined and all their equipment confiscated. Whether the fine of \$500 is sufficient is enough can be debated, however bay be if a shark is caught, then the fine should be raised to \$1,000.</p> <p>The vast majority of people be they swimmers or not, have respect for the inhabitants of the sea and they see sharks as a wonder to be hold. Land and Sea based predators are not like human predators. The hunt feed and show no interest otherwise. Our species are the exact opposite. We need to start having respect for our seas and their inhabitants.</p>
17	HAMILTON HILL	<p>Shark fishing is dangerous for swimmers and puts shark lives at risk through culling to protect humans, who seem to be causing the human deaths anyway. Ban shark fishing.</p>
18	BAYSWATER	<p>I agree with the proposal in its entirety.</p>
19	WHITE GUM VALLEY	<p>I strongly support this proposal. Attracting sharks to metro swimming beaches is crazy.</p> <p>My only objection is the fine should be 5000 bucks not five hundred.</p> <p>Plus will it be possible to convict on video evidence? Rangers struggle to enforce the rules we already have and some of our beaches are a trek. It SHOULD be possible, so we can all help wipe out this crazy practice.</p>
20	FREMANTLE	<p>I support this law, I couldn't think of a reason why a person wouldn't unless they were in the business of shark fishing (which to my mind is horrible anyway). I say bring it on, ban shark fishing!</p>
21	ESPERANCE	<p>I have worked on Great White Projects with CSIRO, Fisheries, Esperance Ocean Safety Group and UWA for well over a decade. I have caged dived with Fox and am one of the main contributors to the Shark Week series Lair of the Great White. I spent 30 years Abalone Diving and had more unprovoked interactions with White Sharks than any else in Australia. I was also operations manager on the Smart Drumline Trial in</p>



		<p>Gracetown. I don't trophy fish. I ask the Shire to focus on safety and the issue of attracting sharks to swimming beaches. On every Great White Shark research expedition, I have been on the main attractant is tuna oil and fish mince. The cage tourism industry uses Tuna Gills that are high in blood and tuna mince. None of these activities would have any success without attractant and if you stopped cage tourism using attractant their operations would shut down because they wouldn't be able to attract the sharks. Majority of these operations get their tuna oil at your local supply chain. Other product being sold are pollard mix and pellets that all have fish oil attractant. Fremantle harbour has processing effluent, recreational and professional fishing boats with burley buckets and fish waste. Recreational fisherman are using fish oil attractants to catch fish like herring and taylor and there are cray pots using bait baskets scattered all along the coastline. I ask the Shire to look at the big picture and I think pointing the finger at one individual group is not a good approach and it will only create more conflict and possibly a bigger problem because it is not the fisherman's bait or hooks size attracting the sharks its the attractant. I would also be happy to attend any meetings or information sessions on this subject. Regards.</p>
22	WHITE GUM VALLEY	<p>Agree that banning all shark fishing in Perth metro and from beaches or sea walls jetties and port. It's dangerous for swimmers and other beach users. Sharks as apex predator species should be conserved to the greatest extent possible Heavy penalties should be imposed as a deterrent. Antisocial behaviour is linked to this activity around Freo and Cockburn.</p>
23	NORTH FREMANTLE	<p>Regarding clause 5.4(1)a. Should the description of the line be based on line breaking strength rather than whether it contains metal or chain? There are means around it otherwise.</p>
24	WHITE GUM VALLEY	<p>I support the proposed amendment local law 2022 - shark fishing provisions</p>
25	HILTON	<p>For a long time, during the swimming season (SLSWA Patrol season), surf boards are banned in swimming areas. So, why has it taken this long to ban the moronic practice that has been going on? And to top it off, a miserable \$500 fine? Is that what a life is worth?</p>
26	ATTADALE	<p>Legislation which bans the use of steel leaders will not necessarily stop beach shark fishers. They can get around it by not using steel leaders, instead using monofilament or braid. Braid is up to 10 times stronger than steel. Some are using it now. The largest fish possibly caught from the beach is a Mulloway. To catch them a size 6/0 (4cm) hook is sufficient. Sharks are much larger, predatory and have larger mouths. To catch them fishers use much larger</p>



		hooks 9/0 (8cm) It follows then that a more effective and manageable way of deterring shark fishing is to ban the use of larger hooks. That way fishing for smaller species can be supported and encouraged.
27	BULL CREEK	I totally support this amendment. This is about making the beach environment and water safer for all beach users. I hope in the future that this type of amendments will be enacted by other coastal councils in the metro area and elsewhere at popular spots for swimming and water recreation.
28	BULL CREEK	The proposed bye law will be ineffectual in controlling shark fishers because it relies on a ] fishers not using a metal trace and b) not using it within 1metre of a hook Shark fishers can get around this by a) using a braid trace or b) if using a steel trace simply pull it back to 1.1m from a hook Some fishers are already using braid . A more effective method of control would be to BAN LARGE HOOKS Sharks are a large aggressive predator with large mouths . To catch them large baits are required on a large hook. By setting a limit on the size hooks, recreational fishers can be supported and encouraged to pursue smaller species .
29	HILTON	Yes. Ban shark fishing. It's a horrendously cruel act and we need to stop it.
30	COOLBELLUP	Pretty obvious that fishing for sharks in waters that's used for swimming is absolutely dangerous.... unfair and inhumane. No idea how it's been allowed to go on up to now.
31	BEACONSFIELD	I support a ban on shark fishing on Fremantle beaches.
32	WHITE GUM VALLEY	Fremantle's constant banning of activities is concerning to say the least! How long before fishing is banned completely, which is where this type of direction will take the city. I'm not a shark fisherman But I object to this ban as it will only led to more restrictions as time goes on. Being a regular visitor at the beach and a Member of the SLSC. I haven't seen any activities that are described in the story being told around this ban. With the amount of small fishing boats off the coast and fishing activities. The ban is completely pointless other than virtue signalling. If fisherman can fish off the port property it's even more pointless banning fishing off port and Leighton beaches The moles have fisherman on them all the time, we don't see that attracting sharks into bathers beach. Perhaps that's the scare campaign. If we want safer metro beaches, the council should lobby the state Gov for quotas on professional shark fishing. Then we could see it back on our menus for fish chips, better than all the cheap imported fish they use now. These bans don't just effect Fremantle residents but all beaches' fishermen from around the metro area. The other consideration is this will just drive more small, motorised craft fishing. Which council has zero



		control over. With the lack of management of Port beach there is almost no beach over winter and fishing at least provides a suitable activity for the area as it's too dangerous to swim there
33	WHITE GUM VALLEY	I support a ban on shark fishing from all City of Fremantle (& any other!) beaches. I am concerned the fishing lures sharks to the area and introduces obstacles to beach goers as well as discarded line, hooks and single use plastics & waste in the marine environment.
34	COOLBELLUP	Such fishing should have been banned many years ago. I am a regular swimmer and used to frequent port beach and Leighton beach but I am now too scared to do so. I swim in Cockburn where such type of fishing has been banned for many years. Attracting large fish with baiting on the coastline should not be an option. I no longer frequent your beaches and as a result do not frequent business such as cafes located in the vicinity.
35	YOKINE	I firmly believe shark fishing should be banned at all beaches in WA, including Fremantle. Multiple academic papers vetted documentaries prove sharks are vital for a healthy marine ecosystem.
36	NORTH FREMANTLE	It's a very wise proposal to ban shark fishing at port beach. The thought of burley being thrown in to the waters where people are swimming is quite frightening.
37	NORTH FREMANTLE	I vote in FAVOUR of the ban of Shark Fishing near any recreational swimming areas in Fremantle. The death of the man taken fully and completely by the sharks which is exceptionally rare so close to shore is proof of its hazards. Plus the Fishermen are often cruel and callous to the animals for the thrill of Social Media.
38	BEACONSFIELD	I am a strong supporter of a complete shark fishing ban in the highly populated area in Fremantle waters. I am an ocean swimmer who regularly swim in both Fremantle and Cockburn waters. Encouragement of sharks into this area for sport with the huge risk of serious human injuries or fatalities is utterly unacceptable and ridiculous. Please Fremantle council ban all shark fishing in your waters.
39	KINROSS	Shark fishing should be banned at all metro beaches. It's unsafe for swimmers & fishermen are drawing sharks closer to shore with their actions.
40	MELVILLE	Shark fishing lures Sharks, they want to eat just like anything else. Why lure an animal and put lives at risk.
41	NORTH FREMANTLE	I totally support banning shark fishing on Fremantle beaches. I am a regular open water swimmer at Leighton beach, this would make me feel safer.
42	EAST FREMANTLE	I think shark fishing should be prohibited altogether, but by passing this law is a important step for protecting community and sharks.



43	MOSMAN PARK	Yes, ban shark fishing
44	WHITE GUM VALLEY	I support the proposed law to ban shark fishing. This is better for the safety of people and conservation of sharks.
45	FREMANTLE	I fully support this proposal. Shark fishing from the beach makes shark attacks on swimmers and other beach users more likely. I also don't agree with killing apex predators
46	HAMILTON HILL	I truly hope we can move into a future where shark fishing like this is illegal. It puts everyone in the water at risk.
47	NORTH FREMANTLE	I feel the fine should be much higher to deter this type of fishing close to swimming beaches.
48	HAMILTON HILL	I support the banning of any and all fishing activities on local waters. Fishing degrades our oceans ecosystem and puts all other members of the area at risk. Not to mention the amount of litter fishermen leave behind.
49	EAST FREMANTLE	I support the ban of shark fishing at Fremantle beaches which should be made as safe as reasonably possible for families and swimmers to enjoy
50	NORTH FREMANTLE	I fully support the proposed amendment to ban fishing for sharks from all Fremantle beaches
51	HAMILTON HILL	I would love to see beaches made safer and practices improved to reduce the number of sharks being brought into areas where they are frequented by swimmers and other recreational users of our beautiful ocean.
52	PALMYRA	Yes. Ban it. Do not allow it to occur at all including at night. In April last year I was extremely disturbed to see two men pull in a small tiger shark right at Port Beach at about 5:45pm amongst all the swimmers and beach goers. They explained that they bait for sharks by paddling out in a kayak and weighing down a bleeding stingray to attract the shark to the area. It is just not logical to allow this practice to occur at metro swimming beaches. It is unnecessary modification of normal shark behaviour.
53	NORTH COOGEE	Keep shark fishing
54	BUTLER	Please consider the ban on shark fishing. It will make the water safer for us and the sharks Thank you for your time



55	SOUTH FREMANTLE	I think it is necessary to stop shark fishing off our beaches. Sharks should not be tempted into the shore by blood and burly. I also do not think it is humane to be fishing for shark in the first place. They are apex predators that a needed in our ecosystem. I think the penalty should also be far more than \$500.
56	EAST FREMANTLE	I think the shark fishing should be banned.
57	SOUTH FREMANTLE	As a swimmer at many of the Fremantle beaches, a kayaker and a paddleboarder I am very keen to change the law to prevent shark fishing at the local beaches.
58	FREMANTLE	I agree totally with the proposal
59	COOLOONGUP	Shark fishing needs to be 100% banned! I can't believe it isn't already. Fremantle is usually with the program so please catch up.
60	ROCKINGHAM	Fishing to protect people from sharks is silly. How does attracting sharks to a location with your bait make you think "this is so safe for people now". Fishing for sharks should only be done for food not for any other reason. Sharks protect our ecosystem and marine life. Without sharks we wouldn't have healthy marine life around our coastal waters.
61	WHITE GUM VALLEY	I support this proposal
62	BICTON	Agree with the proposal. Shark fishing unnecessarily increases the risk to the general public using the water. In a busy area used generally for health and well-being purposes (swimming etc), this risk is elevated and tangible. Agree with banning shark fishing along this stretch of beach. For people that want to shark fish, potentially areas can be designated where there is lesser risk to human life.
63	TREEBY	It is a great idea. With the increase in recreational swimming, snorkelling, diving, 'SUP'ing, kite surfing etc the last thing we need is for fishing to draw more sharks to the populated areas.
64	COOLBELLUP	I think banning shark fishing would definitely be a great idea and make our beaches safer for swimmers.
65	CLARKSON	I am very pleased to hear of this proposal and my fingers are tightly crossed it goes through. I have been a daily swimmer of the PBPB for the past 5 years and the shark fishing is a huge concern.
66	SOUTH FREMANTLE	I'm against shark fishing. I agree with the fine work you do.
67	SOUTH FREMANTLE	I agree with the proposal to ban shark fishing we literally had a shark scare there yesterday morning



68	FREMANTLE	Let us swim safe ; the killing of the sharks is done inhumanely as sport ...there is no good from any of it
69	FREMANTLE	As a swimmer and surfer with a growing family in Fremantle. I whole heartedly support the ban on shark fishing.
70	NORTH FREMANTLE	We swim long distance for exercise every morning at our local beach and have done so for 30 years. We feel very unsafe when people are fishing off the beach or in boats close to shore. We fully support this new law.
71	SCARBOROUGH	Leave the poor sharks alone and stopping culling and fishing them for human benefit. It is destroying biodiversity and increasing danger for swimmers.
72	WANNEROO	As someone that has moved to Western Australia several years ago from Ireland, I can see that the Perth coast provides a great resource to many people whether that be from families enjoying a few hours at the beach, swimmers, boat users and recreational Fisher's. But from my experiences sharks are along our coast all the time and not just because of recreational anglers, we as users of the ocean should be aware of the risks/hazards each time we enter the water. By banning one activity you're punishing users of the ocean resources because of another's request to use the ocean. Instead of a total ban I believe it would be better to have a shark fishing ban (if really needed) on swimming beaches during daylight hours but allow recreational anglers to fish for sharks between sunset and sunrise.
73	WHITE GUM VALLEY	I agree with the proposed amendment to the City of Fremantle's local law to prohibit fishing for sharks by means of a fishing line that contains any metal wire or chain within one metre of any hook. I also agree with prohibiting fishing for sharks using blood or berley as a lure, and with the use of a spear gun or similar device and with fining breaches. We have had a shark attack fatality at Port Beach and sightings of sharks off a number of CoF beaches. We need to support increased public safety and control shark fishing on local government property.
74	BINNINGUP	I agree with the proposal but living at the beach in Binningup I've seen sharks close to shore and it worries me it'll increase shark presence dramatically!! Which could pose a challenge for beach goers in the City and regional.
75	NORTH FREMANTLE	In an effort to have my opinion taken seriously, I'm a local resident, been swimming at port beach for nearly 50yrs (before Rous Head introduced the shoreline rubble and cloudy water), ex pearl diver (have swam with more sharks than most) and an ex-commonwealth fisheries officer. Just prohibit fishing there, of any kind, so few people fish there clearly the vast majority of the community want to swim and bath at the beach and not fish. The proposed wire trace laws are not effective, new synthetic abrasion resistance lines are available that will circumvent the law. Also, it's the fishing that brings the sharks in, not "successfully catching the shark and dragging it up on the beach". Sharks that are attracted to the area (they are always out there nearby cruising passed) by a baited hook or a caught fish (herring, Salmon, whirring etc) struggling for its life on the end of a line then hang around and can lead to an attack of a swimmer particular in the poor visibility. Let's



		just stop killing all the fish at our swimming beaches for everyone's benefit. Laws should not be required when people have common sense and empathy, but clearly that is in short supply for the people wishing to fish and attract sharks at our swimming beaches, so it looks like sadly we need another law and another sign, so be it.
76	BULL CREEK	I fully support the proposal to ban shark fishing. This will make the water safer for swimmers and other recreational water users. I hope that no one else has to die, like my husband Paul did on 6 November 2021.
77	MURDOCH	The idea of luring sharks into busy recreational waters is absurd.
78	STIRLING ESTATE	Fully support the amendment. It makes no sense to intentionally lure sharks into an area frequent by the public.
79	FREMANTLE	Our daughter swims daily in the ocean at local beaches, so would make concerns a little easier
80	BICTON	I fully support the proposal to ban shark fishing at PORT Beach.
81	BICTON	I fully support the shark fishing proposal.
82	SOUTH FREMANTLE	Support the amendment. There should be no fishing of Sharks on beaches regularly used by the public. A higher monetary penalty should be considered.
83	KENSINGTON	I fully support this proposal for making beaches safer for people to use.
84	NORTH FREMANTLE	I fully support the council in its endeavours to stop shark fishing from beaches in the Fremantle area. I find it absolutely incomprehensible that it has ever been allowed to fish for these dangerous predators in the middle of a beach where humans recreate all the time. Bait for shark fishing and humans swimming in the same area don't mix. Let the fishermen head out at least a couple of kilometres to fish for sharks.
85	FREMANTLE	I am asking to ban shark fishing from the beaches in and around Fremantle. Using bait to lure sharks to beaches that are used by swimmers is not only dangerous – it is inexcusable. Please ban shark fishing from Fremantle beaches.
86	BICTON	A shark was recently dragged alive up the beach in Fremantle. Apart from the cruelty of this particular shark 'catch', it is courting potential shark attacks.
87	MELVILLE	Shark fishing at all beaches in WA from the shore should be stopped. The physical and mental health of our community is imperative to sustain a community of wholeness without fear Our country is an island and the beaches sacred to our health. Shark fishing should not be done from the shores of our country



		As a daily swimmer at Port beach throughout the year I have been traumatised by shark attacks and shark sightings close to shore. Fishermen with shark bait have been sighted by many regulars to Port Beach I hope this activity will be stopped for the continuation of an enjoyment for thousands of west Australians who love the beach and all may be free of fear as they approach the ocean
88	WHITE GUM VALLEY	I strongly support the banning of this disgusting dangerous practice. Deliberately attracting sharks to swimming beaches is insane. The penalties should reflect the irresponsible dangerous behaviour being demonstrated. You'd go to prison for dangerous driving. This is as dangerous.
89	FREMANTLE	I support the proposal to prohibit fishing for sharks using blood or barley as a lure and with the use of a spear gun or similar device. I also support the proposed penalty of \$500.00 minimum.
90	FREMANTLE	We believe it is totally unacceptable to be allowed to fish for sharks off Metropolitan Beaches. Following the tragedy that occurred at Port Beach Fremantle on 6 November, 2021, before and after which, we believe, people had been fishing for sharks the previous night. The processes that is used by these shark fishermen are barbaric and inhumane, whilst attracting sharks to the vicinity of popular swimming and recreation beaches. We believe fishing for sharks should be totally banned in all forms and any law breaking should receive severe penalties.
91	INNALOO	Shark Fishing should be allowed. Local government is not the level this should be decided. This is a fisheries job. No proof shark fishing increases risk.
92	BEECHBORO	I do not support this proposal as fisheries should be regulated under the Fish Resource Management Act rather than Local Laws. The City of Fremantle do not have the requisite knowledge and expertise to make workable rules in relation to fishing.
93	PARMELIA	I think the use of chains should be not be used but not wire trace
94	THORNLIE	Councils should stick to rates and providing services. If there is an issue with traces then blanket laws need to be applied by fisheries and not the council. I don't see how you will be able to notify all fishers of the new rules either which will make it very unfair when they get fined. Wire traces rust away very easily anyway so I don't see an issue.
95	EAST FREMANTLE	Wire traces shouldn't be banned for fishing off Fremantle beaches. They aren't solely used for shark fishing, but are ideal for tailor and Spanish mackerel fishing, too. By banning the use of wire trace, you are deterring the wrong group of fishos. A better idea would be to prohibit use of large baits or mammal carcasses or offal or blood products, that way you are directly targeting shark fishos.
96	PARMELIA	I appreciate what the Fremantle Local are trying to do, but this is not the way to go about it. Having different fishing rules for different local bodies will create animosity towards those bodies; the result will be that the fisher-person will buck against the rule and follow LESS rules as an individual protest. You don't take away the hammer just because someone hits their finger or thumb when nailing a board. You teach that person how to use a tool properly through education. Yes, it wont be an immediate short term fix



		(like the one you are seeking), but a long term permanent fix, that is handed down or taught to the next generation.
97	KARDINYA	fishing laws should be state wide and not the responsibility of any local government council Recfish West is recognised by the state government as a responsible level headed organisation and surely they should be the ones making the rules with a view to fishing sustainability for the whole state
98	SERPENTINE	I am very much against this proposal. Councils should stick to rubbish rates and roads We have experts in the field of marine conservation. We don't need some emotionally driven mis informed council ruling the seas .
99	MARDELLA	I am in total agreeance with the fishery people, stick to roads rubbish and looking after your rate payer as you just manage to do that, they are the experts
100	SHADFORTH	Local government should NEVER be able to make individual rules around fisheries in its area. This is State policy and NOT something that LG should enter into - although of course they are free like anyone to make submissions to fisheries dept etc. This proposal is well meaning but should not be passed or even put forward. LG should not be have any say over fisheries in there area, apart from control of fishing from structures they have created. To act otherwise creates confusion, encourages ridiculous "micro management laws" and divides our great state into what some councillors seem to love the idea of - small fiefdoms they wish to control. Enough. Proposals such as this should only come from an appropriate department of state government.
101	NORTH FREMANTLE	The last thing needed is separate state and council laws creating total confusion . Currently fishing rules are a state wide and should remain so. I am totally against Fremantle council making new unwanted and unnecessary rules. If the council thinks such rules are necessary then make a submission to the state body.
102	PORT HEDLAND	I appreciate and share some of the concerns that this law is intended to address, however, it must be recognised that local councils are not subject matter experts in the area of fisheries management. The inclusion in the proposal to prohibit the 'use of a spear gun or similar device' to fish for sharks is demonstrable evidence of the lack of understanding that the City of Fremantle has shown in this matter. The reference to spearfishing/'spear guns' is insulting to spearfishers and implies that this activity is somehow a problem or threat. This is unnecessarily stigmatising a sector of the community; the overwhelming majority of who take great pride in the sustainability and ethics of their chosen recreation. This is highly discriminatory language and a public apology to the spearfishing community would be appropriate. Sharks are never a target species for spearfishers. In my experience, the only exception to this is Wobbecong, which a small percentage of spearfishers choose to target for eating purposes. This is not a crime in any sense - the species is sustainable and it is legal to catch these in WA. Furthermore, the use of a speargun to catch Wobbecong poses no threat to anyone but the person undertaking that activity. Please note that the correct term is 'speargun', not 'spear gun'. My suggestion would be for the City of Fremantle to engage in an open and educated dialogue with Recfishwest an DPIRD to ensure that any proposed controls are appropriate.




		If local governments set rules in regards to certain fishing activities, it has the potential to create confusion and further complicate WA's already complex fishing rules. A public education campaign, which may include advisory signage, could be considered as a more appropriate approach. Thank you for the opportunity to give input and your consideration of an alternative approach.
103	MEDINA	Leave fishing rules to government and fishing people.
104	WAGIN	I disagree with your Fremantle council making decisions about wire traces being used in the Fremantle area as we like to use wire traces for catching tailor because of their sharp teeth breaking our lines, and to my knowledge rec fish make the rules for fishing not councils
105	DUNCRAIG	Yes it is a great Idea. I'm all for it. It makes swimming and kayaking more safer.
106	NICKOL	Fisheries management is complicated and requires a specific set of skills, especially for managing a wide range of societal expectations. That's why the Fish Resources Management Act 1994, overseen by the Fisheries Minister, is the primary legislation governing the management of fisheries in WA. With 137 local governments areas (LGAs) across the State, having local government councils amend fishing rules within their own jurisdiction sets a dangerous precedent. Simply being able to enjoy a day's fishing would become complex if all 137 local governments opted to alter rules governing fishing within their boundaries. Please consider this, and if the proposal truly has merits, escalate to the appropriate level of Government for further planning.
107	SOUTH FREMANTLE	City of Fremantle is out of step. Local councils have no jurisdiction over fishing rules and should stick to rubbish, roads and rates. Of course, as fishers, we need to be mindful of other water-users, such as swimmers and surfers, and this means adopting common-sense or regulatory approaches that reflect expectations and concerns of the broader community. Fisheries management is complicated and requires a specific set of skills, especially for managing a wide range of societal expectations. That's why the Fish Resources Management Act 1994, overseen by the Fisheries Minister, is the primary legislation governing the management of fisheries in WA. With 137 local governments areas (LGAs) across the State, having local government councils amend fishing rules within their own jurisdiction sets a dangerous precedent. Simply being able to enjoy a day's fishing would become complex if all 137 local governments opted to alter rules governing fishing within their boundaries.
108	FREMANTLE	You're proposal appeals to your green constituents. The powers at be clearly have never been fishing to assume it poses such a fatal risk
109	WARNBRO	Using berley or chum on a swimming beach is ridiculous ! "Ban this". There are other place's better than local beaches. Wire traces are used to catch certain species i.e. long jaws big teeth. This is better than leaving a hook in the fish. The fishing regulations are being managed very well by the people that fish! You learn more with ears open and mouth shut. Cheers
110	BOORAGOON	See attached South West Group submission.



111	DENMARK	I would just like to say that I think all fishing rules and regulations should be left up to the appropriate governing bodies and not complicate things by having a multitude of councils all making their own rules. For tourists and all West Australians it would become a nightmare just having to make sure you had the right rules for each council area. We have done a lot of fishing in the north and south and have found the fishing rules we have are very reasonable for everyone.
112	CURRAMBINE	Do Not allow individual councils to make the rule on how to fish, we have enough rules already. Allowing local councils and city's to make their own rules would encourage confusion on where and what fish to catch or start uninformed decisions on fish stocks and numbers. We have elected officials to make these decisions. Fremantle Council would be better advised to go through official channels for fishing rules in their council. Monitoring fishing practices in their council would take rangers away from the normal duties, besides which what fines or court cases would incur more expense of Fisher people and council.
113	SERPENTINE	Fremantle should have NO RIGHT to have ANY SAY in FISHING RULES. Stick to your USUAL Rip off tactics, like RATES RIP OFF ETC.
114	KWINANA TOWN CENTRE	I think the proposal is not the right thing to do and the way they are trying to handle this apparent issue of shark fishing is going to effect fishing of other species where wire trace is used and the city of Cockburn shouldn't have any control of the fishing activities to that extent
115	FREMANTLE	I swim at Sandtrax and Port beach on a regular basis, was in the water when the a swimmer was taken recently at Port beach. I have noticed the decline of recreational swimmers since then and believe the methods used by shark fishers on those beaches can only serve to attract sharks into this area. The chance of catching a shark without a wire trace are limited, hopefully discouraging shark fishers from this popular swimming area.
116	MARGARET RIVER	Obviously don't understand fishing. Many species other than sharks require a metal trace. Local council making rules for a small, self defined region within their council jurisdiction. Selfish. Not taking the matter seriously. Fishing is not just undertaken within your council. WA already have a funded, approved, managed, informed, scientific regulatory body to make decisions like this and your proposed blanket ban of wire trace within your defined region of control just shows you do not have the background knowledge to be attempting to make such decisions on behalf of such a large section of society such as fishers. Decisions like this that will effect every person who chooses to fish within your council is a dangerous precedent and should not be allowed by the dept of primary industries and regional development. This matter should be proposed to the department of primary industries and regional development to make if they feel shark fishing with wire trace within Fremantle (or anywhere else for that matter) warrants a change to their policies etc. they will do so on behalf of all fishers after sufficient scientific, social, environmental and financial investigation by professionals in their fields. And we will be happy with whatever decision is made. We pay them our fishing license fees not you, so how can you make decisions that affect the allowed use of a state issued license to fish from boat or even the Australian pastime of fishing from shore (requiring no license but still managed by dept of



		<p>primary industries and regional development). Fisheries hands out fines for fishing, not local council. Fisheries manages the fines and why they exist, not local council. And the payment of fines, licenses etc goes to fisheries and back into the fisheries system for research etc. What will you do with the money you gain from fines that benefits all license paying fishers?</p> <p>Propose your changes to fisheries with backed research. The correct motivation to change the correct circumstances in the correct manner is what you need !</p>
117	NORTH FREMANTLE	<p>Fremantle SLSC supports the proposal which will aim to help reduce the risks of interactions of sharks and swimmers in the local waters. Shark fishing and shark attracting practices in the area of regular water users creates additional risks for all of our members from nippers to seniors who actively use the waterways for fun and fitness. This also places increased stress and responsibilities onto our patrols as their needs to be increased vigilance surrounding shark interactions.</p> <p>We would like to ensure the laws can be enforceable and would support any alterations that would allow this to occur, such as removing the wording of shark fishing.</p>
118	HILLARYS	<p>Please find attached Recfishwest' s submission on the proposed shark fishing provision.</p>
119	EAST VICTORIA PARK	<p>Thank you for the opportunity to comment on this proposal. I do not support the proposed amendments.</p> <p>Thank you for the opportunity to provide comments on the Proposed Local Government Property Amendment Local Law 2022 - Shark Fishing Provisions. I am writing to you today as I do not support the proposed local law amendments. I provide the following comments, which draw upon my background in marine ecology, fisheries management and legislation, and years of experience as a recreational fisher.</p> <p>Foremost, the premise behind the City of Fremantle's proposed local law amendments are flawed. The submission page states that the purpose of the local law amendment is to "support increased public safety", which is clear from recent media that this refers to a perceived increase in shark attack risk to swimmers as a result of bait and burley used in shark fishing activities. This is a misinformed view of fishing practices. From a biological perspective, the amount of bait and/or burley used by recreational fishers to fish for sharks has minimal impact on the abundance of sharks in a given area. That is to say, fishing for sharks results in the capture of sharks which are already present in the area, and does not have the effect of 'drawing in' sharks from far and wide. If the City of Fremantle has evidence to suggest otherwise, and that shark fishing has a measurable impact on public safety, this evidence should be provided.</p> <p>Fishing activities are regulated under the Fish Resources Management Act 1994 and the Fish Resources Management Regulations 1995. This legislation provides a framework which ensures that fishing activities are managed in a way that is consistent and under the jurisdiction of a government department with the resources and expertise to do so. Local government authorities such as the City of Fremantle do not have the expertise, nor the remit, to manage recreational fishing activities. Legislation is heavy-handed and has unintended consequences at the best of times, let alone when enacted without the proper tools or</p>



		<p>understanding of the system. If each of the states 137 separate local government authorities made their own fishing rules, we would have an unworkable system with 137 different size and bag limits for each fish species.</p> <p>The City of Fremantle proposes to regulate shark fishing by prohibiting fishing for sharks “by means of a fishing line that contains any metal wire or chain within one metre of any hook” and “using blood or berley as a lure, and with the use of a spear gun or similar device”. There are numerous issues with these proposed amendments. Metal wire is used in fishing rigs when fishing for species other than sharks, including highly popular species such as tailor and mackerel. The use of “blood and burley” is also broad and ambiguous, and has concerning implications given that fresh bait and burley are used to fish for essentially all recreationally targeted fish species. Prohibiting fishing for sharks with the use of a spear gun is further proof that the proposed amendments are ill-advised, given that this method is essentially non-existent for targeting sharks and, as a lethal fishing method, would result in increased public safety, if anything.</p> <p>The City of Fremantle’s proposed amendments will have unintended consequences if enacted. Should the fisherman fishing for tailor using wire trace, or using burley for herring, be liable for a \$500 fine under the guise of “increased public safety”? What about the fisher who accidentally catches a gummy shark, which have plate-like “teeth” and pose no threat to humans? What should local businesses such as Anglers Fishing World do with their stock of wire, crimps, and pre-made rigs with wire? As a recreational fisher who regularly fishes in the Fremantle area (and not for sharks), the proposed amendments give me and fellow fishers one less reason to visit Fremantle, and to fish elsewhere where we won’t lose rigs, lures and fish as a result of arbitrary rules. For a city with a rich history in recreational and commercial fishing, the proposed amendments are a backwards step.</p> <p>I can appreciate that the City of Fremantle is in an unfortunate situation where occasionally incompatibility arises between shark fishers and other beach users, particularly in daylight hours. I strongly encourage you to consider an approach that would educate fishers to resolve this incompatibility, for example, by not fishing where there are people swimming or surfing, and to avoid targeting sharks during daylight hours. Any legislative measures, if deemed necessary, should be enacted through the proper channels at the Department of Primary Industries and Regional Development.</p>
120	EDGEWATER	<p>Please refer to the below submission from the Animal Justice Party.</p> <p>About the Animal Justice Party The Animal Justice Party (the AJP) is a political party established in 2009 to secure the interests of animals and nature through Australia’s democratic institutions of government. Our vision is a planet on which animals and nature have the right to live and thrive free from negative human interference and a human society which functions with kindness and compassion within its ecological limits as a responsible member of the Earth community. The AJP seeks to foster respect, kindness, and compassion</p>



		<p>towards all species particularly in the way governments design and deliver initiatives, and the manner in which these initiatives function.</p> <p>In New South Wales the AJP has two elected representatives in the Legislative Council of NSW, Mark Pearson MLC and Emma Hurst MLC. In Victoria, the AJP has an elected representative in the Legislative Council, Andy Meddick MLC. The AJP also has two councillors in Local Government, Councillors Julie Sloan (Bendigo, Vic) and Matt Stellino (Campbelltown, NSW).</p> <p>This submission was prepared by the Submissions Manager within the WA Branch of the AJP. The submission is made on behalf of the AJP with the approval and the endorsement of the National Submissions Manager.</p> <p>This brief submission is in response to the proposal to amend the City of Fremantle Local Government Property Local Law 2002 as set out in the City of Fremantle Local Government Property Amendment Local Law 2022, in order to prohibit fishing for sharks by means of a fishing line that contains any metal wire or chain within one metre of any hook, and to prohibit fishing for sharks using blood or berley as a lure, and with the use of a spear gun or similar device.</p> <p>The AJP notes that the City of Fremantle has proposed the amendments as “a public safety measure in response to growing community concern about shark fishing at popular beaches, including the practice of putting blood and berley into the water to attract sharks to where people swim”.</p> <p>The AJP supports the proposed amendments and the reasons for amendment as set out by the City. In addition:</p> <ol style="list-style-type: none"> <li>1. The AJP notes that sharks are an essential part of ocean eco-systems and the AJP advocates their complete protection from both culling and harvesting. One of the key objectives of the AJP’s Sharks policy is to give total protection to sharks in Australian waters.</li> <li>2. The AJP recognises wild animals as individuals with unique needs, and believes that humanity has a duty to allow them to live their lives unimpeded and unharmed by human actions to the greatest extent possible. The proposed amendments are aligned with that position.</li> </ol> <p>This submission is guided by AJP’s Mission and Vision and is underpinned by our policies. The AJP has policies on animals, environment and human issues.1 Our policies on Sharks and on Wildlife Protection are particularly relevant to this consultation. Thank you for the opportunity to contribute.</p> <p><b>Conclusion</b></p> <p>The AJP supports the proposal to amend the City of Fremantle Local Government Property Local Law 2002 as set out in the City of Fremantle Local Government Property Amendment Local Law 2022.</p>
--	--	---



## Attachment 3 - Recfishwest submission - property local law amendment



Charlie Clark  
Management Governance  
City of Fremantle  
PO Box 1097  
Fremantle WA 6959

### RECFSHWEST DO NOT SUPPORT THE CITY OF FREMANTLE PROPOSED SHARK FISHING PROPOSAL

The proposed shark fishing proposal put forward by the City of Fremantle is not supported. This proposal is poorly designed, unlikely to work as intended and likely to exacerbate the issue of fishing for large sharks from public beaches rather than resolve it. The proposal may have been intended to better protect areas popular with swimmers and other water users however there are a number of issues which make this proposal unworkable. These issues include jurisdictional overlap with state-based legislation, justification, and doubts about the adequacy and enforcement.

#### Jurisdictional overlap with state-based legislation

The state based [Fish Resources Management Act](#) and the [Fish Resource Management Regulations](#) are the primary pieces of legislation governing recreational fishing in Western Australia. Recfishwest do not support the creation of Local Laws relating to the management of recreational fishing, especially when these laws contravene existing state based legislation which has priority over local laws. Recfishwest believe it is not in the remit of local government to manage for recreational fishing nor do we believe local government authorities are best placed or have the required fisheries knowledge, experience, or skills to manage the states aquatic resources. Recfishwests [Position on Local Laws](#) outlines the rational for our opposition to the creation of local laws relating to fishing.

Recfishwest recognise from time to time some recreational fishing activities might be considered inconsistent with the prevailing community values. In cases where these concerns are real, valid, and truly representative of broader community concerns Recfishwest are supportive of introducing measures to resolve this conflict however these measures must be pursued through the overriding state based legislation rather than through local laws.

Since the City of Fremantle announced their proposal the Minister for Fisheries has announced [new rules designed to stop shark fishing from Port and Leighton beaches](#). The Ministers announcement renders the City of Fremantle's proposal obsolete given it was designed to primarily address the issue of fishing for large sharks from Port Beach. While Recfishwest do not agree with all fishing rules that are gazetted through fisheries legislation we do believe uniform state based legislation ensures a consistent set of fishing rules. If each of Western Australia's 137 separate mainland local government authorities decided to follow suite and make their own fishing rules, we would have an unworkable system with 137 different size, bag limits and seasons for any given fish species.

Actions that solve one problem and create another does not make for good public policy and Recfishwest have received dozens of emails and phone calls from concerned fishers who can foresee the problems the proposal will create. These fishers come from all suburbs, and they all value the fishing opportunities on offer within the City of Fremantle. Many of these fishers have decadal and multi-generational links to fishing within Fremantle and this proposal will puts those links in jeopardy. On behalf the 750,000



recreational fishers in Western Australia who directly inject \$2.4 billion into the economy every year Recfishwest urge the City of Fremantle not to proceed with their proposal.

#### Justification

The justification used in supporting the proposal was a belief shark fishing from the shore encourages sharks to hunt in these areas and may be dangerous to regular swimming activities in these locations. Attempts to link recreational shark fishing to the 2021 shark fatality at Port Beach in 2021 are unreasonable, unfair, and irresponsible. The proposal preys upon people's fears at the expense of sound public policy.

Shark fishing at Port beach has been happening for generations, mostly at night and usually without anyone the following day knowing it had occurred. There are several activities that have the potential to attract sharks such as swimming, surfing, dog beaches, a working port and treated water outlets yet recreational fishing is being made the scape goat for any shark that is seen near the shore when numerous other activities could also be influencing the movement of sharks.

Australian Shark Expert Dr McPhee is quoted as saying 'If we could track where every shark was you would find there would be a large shark on most popular beaches most days of the year.' With burley only effective over a few hundred-meter radius, the City of Fremantle did not even attempt to determine if shark fishing from the beach attracts sharks close to shore or attracts sharks that are already present in the area. Since The City of Fremantle's linking of shark fishing to public safety there have been reports of recreational fishers being harrasseses by community members who had mistakenly believed people were fishing for sharks. Rather than bring the community closer together the proposal is dividing the community and marginalising law-abiding recreational fishers.

Had the City of Fremantle bothered to consult with Recfishwest on this issue they would have found most recreational fishers feel fishing for large sharks from popular public swimming beaches was inappropriate and out of line with public expectations. Recfishwest could have provided advice that addressed the issue without discriminating on the majority of recreational fishers who use the public beaches around Fremantle. This would have likely led to a resolution with near universal support could rather than the current proposal which is divisive inadequate and discriminatory.

#### Adequacy and enforcement

Other Local Government Authorities that have created local laws prohibiting fishing for sharks have had difficulty enforcing their laws and the City of Fremantle's experience will be no different. The proposed shark provision states, *a person must not fish for sharks (a) by means of any fishing line that contains any metal wire or chain within one metre of any hook; (b) with use of blood or berley as a lure; (c) with use of a device such as a spear gun, hand spear, hawaiian sling or other like device.*

It is unclear how the City of Fremantle will be able to prove someone intends to catch sharks and Recfishwest have concerns about the impact this proposal will have on fishers who have no intention of catching a shark. Under this proposal Rangers would be required to prove fishers intended to fish for sharks when the equipment used could also be used to fish for a wide range of other fish species. As fishers have no control over what fish takes a bait it is almost impossible to prove a fisher intended to catch a shark making the proposal unworkable.



When fishing for fish species with sharp teeth such as tailor and mackerel it is common for fishers to use wire trace to stop fish biting through the line. The use of wire trace does not provide evidence of intent to catch shark which begs the question as to what thresholds of wire trace diameter, hook size or gear arrangement could reasonable be assumed to be used for catching sharks and whether this same arrangement could be used for other fish. While Recfishwest can appreciate the difficulty faced by the City of Fremantle enforcing their local laws we will not support compliance outcomes at the expense of people who are simply trying to catch a fish.

Should this proposal be adopted fishers who currently target sharks could also switch to using a larger diameter fishing line, additional gang hooks or a common replacement for wire trace such as nylon, dacron or dyneema cord and would then not be in contravention of the proposal.

It should also be noted the Fish Resource management regulations already prohibit the use of berley containing mammal or bird products including blood, flesh, offal, or skin from a mammal or from a bird. The existing state base legislation makes section B of the proposal redundant.


Apart from the occasional wobbegong shark the use of spearguns to take sharks simple does not happen and spearfishing occurs within the water which in the case of Port Beach is classified as unallocated crown land and therefore outside the City of Fremantle's authority so it is unclear how the City could enforce section C of the proposal.

Recfishwest are happy to work with the City of Fremantle to address the issue of fishing for large sharks from popular swimming beaches however we simply cannot support the proposal as it stands as it is unworkable, discriminatory, and ill-conceived. Should you require any further information in this regard, please do not hesitate to contact me on 9246 3366.

Yours sincerely

A handwritten signature in black ink, appearing to read 'Leyland Campbell'.

Leyland Campbell  
Operations Manager  
11 April 2022



A Co-operative venture of the municipalities of:  
(Cockburn, East Fremantle, Fremantle, Kwinana, Melville & Rockingham)

**Thursday, 7 April 2022**

Enquiries: Kathleen Broderick – [nrm@southwestgroup.com.au](mailto:nrm@southwestgroup.com.au)  
Our Reference: Submission CoF Shark Fishing Amendment

Mayor Hannah Fitzhardinge  
City of Fremantle  
Walyalup Civic Centre  
151 High Street  
Fremantle 6160

**Re: Proposed Local Government Property Amendment Local Law 2022- Shark Fishing Provisions**

**Submission**

The South West Group recently launched a United Regional Vision, demonstrating local government commitment to working together and with others to deliver real benefits to the region.

In the case of the City of Fremantle local government property amendment local law 2022- shark fishing provisions, the regional group commend the efforts of the City of Fremantle to provide for increased public safety and stamp out undesirable and often anti-social behaviour of shark trophy hunting fishers.

We recognise that changes to local laws in one city are likely to impact on other cities in the region and agree with the principle that what's good for one city is good for all. Furthermore, there is much opportunity for local governments to work together with State Government in developing a consistent approach in the region.

The current status of shark fishing rules across our coasts appears discontinuous. This is due to varied coastal geomorphology and fishing access across the region and differing local rules.

We note that the State Government recently signed off on restrictions under the Fish Resources Management Act 1994 prohibiting the use of wire traces (primarily used to fish for sharks) when recreational fishing within 800 metres of the shore at Port and Leighton beaches through to South Cottesloe.

In addition to the problem being identified in the City of Fremantle area, the City of Cockburn has also taken steps to address problem shark fishing. Under the City of Cockburn (Local Government Act) Local Laws 2000, fishing practices which attract large sharks are prohibited. This includes the "use of set or buoyed lines or by using blood or any other lure for the purposes of attracting sharks, is prohibited at local reserve, foreshores and beaches – including Ammunition Jetty"<sup>1</sup>.

Should additional shark fishing restrictions under the Fish Resources Management Act 1994, the City of Cockburn would wish to be included.

There is less evidence of problem shark fishing in the City of Kwinana and the City of Rockingham to date. The City of Kwinana reported only one recent complaint received and that was at 'horse beach' and which is not land managed by City of Kwinana.



In short, the South West Group support the City of Fremantle in seeking to tighten shark fishing provisions on urban beaches and furthermore encourage the State Government to explore the possibility of additional shark fishing prohibitions in the region.

#### **The South West Group**

The South West Group, formed in November 1983, is a Voluntary Regional Organisation of Councils. It comprises the Cities of Cockburn, Fremantle, Kwinana, Melville, and Rockingham, and the Town of East Fremantle. The South West Group is managed by a Board consisting of the Mayors and CEOs of its member local governments.

The South West Group seeks to work with these six local governments and through cooperation with industry, community and the other spheres of government to capture a wide range of opportunities to enhance economic growth as well as supporting a diversity of quality lifestyles whilst servicing and sustaining cohesive, productive communities in an enviable environmental setting.

#### **Consultation context**

The City of Fremantle proposes to make a Property Amendment Local Law 2022.

The purpose of the proposed amendment is to enable the City of Fremantle to provide additional controls and management related to shark fishing on local government property to support increased public safety and in effect to provide a framework for the control of shark fishing on local government property and will provide authority to enforce the law and administer fines.

The proposed amendment to the City of Fremantle's local law would prohibit fishing for sharks by means of a fishing line that contains any metal wire or chain within one metre of any hook. It would also prohibit fishing for sharks using blood or berley as a lure, and with the use of a spear gun or similar device. The penalty for undertaking illegal fishing activities would be \$500.  
City of Fremantle My Say website<sup>2</sup>, accessed 04/04/22

#### **References**

1. <https://www.cockburn.wa.gov.au/Recreation-and-Attractions/Marina,-Beaches-and-Wetlands/Shark-Fishing-in-Cockburn>
2. <https://mysay.fremantle.wa.gov.au/proposed-government-property-amendlocal-law-2022->

--End--




**Submission**

*Submission in support of  
Proposed Local Government  
Property Amendment Local Law  
2022 - Shark Fishing Provisions*

*April 2022*





#### Submission contacts

Primary Contact:  
Michael Anagno  
Convenor, WA Branch  
[wa.convenor@animaljusticeparty.org](mailto:wa.convenor@animaljusticeparty.org)

#### Other Contacts:

Kathryn Clarke  
Submissions Manager, WA Branch  
[kathryn.clarke.ajp@gmail.com](mailto:kathryn.clarke.ajp@gmail.com)

### About the Animal Justice Party

The Animal Justice Party (the AJP) is a political party established in 2009 to secure the interests of animals and nature through Australia's democratic institutions of government. Our vision is a planet on which animals and nature have the right to live and thrive free from negative human interference and a human society which functions with kindness and compassion within its ecological limits as a responsible member of the Earth community. The AJP seeks to foster respect, kindness, and compassion towards all species particularly in the way governments design and deliver initiatives, and the manner in which these initiatives function.

In New South Wales the AJP has two elected representatives in the Legislative Council of NSW, Mark Pearson MLC and Emma Hurst MLC. In Victoria, the AJP has an elected representative in the Legislative Council, Andy Meddick MLC. The AJP also has two councillors in Local Government, Councillors Julie Sloan (Bendigo, Vic) and Matt Stellino (Campbelltown, NSW).

This submission was prepared by the Submissions Manager within the WA Branch of the AJP. The submission is made on behalf of the AJP with the approval and the endorsement of the National Submissions Manager.



## Submission

This brief submission is in response to the proposal to amend the *City of Fremantle Local Government Property Local Law 2002* as set out in the *City of Fremantle Local Government Property Amendment Local Law 2022*, in order to prohibit fishing for sharks by means of a fishing line that contains any metal wire or chain within one metre of any hook, and to prohibit fishing for sharks using blood or berley as a lure, and with the use of a spear gun or similar device.

The AJP notes that the City of Fremantle has proposed the amendments as “a public safety measure in response to growing community concern about shark fishing at popular beaches, including the practice of putting blood and berley into the water to attract sharks to where people swim”.

The AJP supports the proposed amendments and the reasons for amendment as set out by the City. In addition:

1. The AJP notes that sharks are an essential part of ocean eco-systems and the AJP advocates their complete protection from both culling and harvesting. One of the key objectives of the AJP’s *Sharks* policy is to give total protection to sharks in Australian waters.
2. The AJP recognises wild animals as individuals with unique needs, and believes that humanity has a duty to allow them to live their lives unimpeded and unharmed by human actions to the greatest extent possible. The proposed amendments are aligned with that position.

This submission is guided by AJP’s Mission and Vision and is underpinned by our policies. The AJP has policies on animals, environment and human issues.<sup>1</sup> Our policies on *Sharks* and on *Wildlife Protection* are particularly relevant to this consultation.

Thank you for the opportunity to contribute.

## Conclusion

The AJP supports the proposal to amend the *City of Fremantle Local Government Property Local Law 2002* as set out in the *City of Fremantle Local Government Property Amendment Local Law 2022*.

<sup>1</sup> Animal Justice Party *Policies* [https://www.animaljusticeparty.org/our\\_policies](https://www.animaljusticeparty.org/our_policies)